

PIERCE JOINT UNIFIED SCHOOL DISTRICT

**COUNTY OF COLUSA
ARBUCKLE, CALIFORNIA**

**FINANCIAL STATEMENTS
WITH
INDEPENDENT AUDITOR'S REPORT**

FOR THE FISCAL YEAR ENDED JUNE 30, 2019

PIERCE JOINT UNIFIED SCHOOL DISTRICT

TABLE OF CONTENTS

	<u>PAGE</u>
INDEPENDENT AUDITOR'S REPORT	1
MANAGEMENT'S DISCUSSION AND ANALYSIS	4
BASIC FINANCIAL STATEMENTS	
Government-Wide Financial Statements	
Statement of Net Position	9
Statement of Activities	10
Fund Financial Statements	
Balance Sheet – Governmental Funds	11
Reconciliation of the Governmental Funds Balance Sheet to the Statement of Net Position	12
Statement of Revenues, Expenditures and Changes in Fund Balances – Governmental Funds	13
Reconciliation of the Governmental Statement of Revenues, Expenditures and Changes in Fund Balances to the Statement of Activities	14
Statement of Fiduciary Net Position	15
Notes to the Basic Financial Statements	16
REQUIRED SUPPLEMENTARY INFORMATION	
Schedule of Revenues, Expenditures and Changes in Fund Balance – Budget (Non-GAAP) and Actual - General Fund	39
Schedule of Proportionate Share of Net Pension Liability	40
Schedule of Pension Contributions	41
Notes to Required Supplementary Information	42

PIERCE JOINT UNIFIED SCHOOL DISTRICT

TABLE OF CONTENTS

SUPPLEMENTARY INFORMATION


Combining Balance Sheet – Non-major Governmental Funds	44
Combining Statement of Revenues, Expenditures and Changes in Fund Balances – Non-major Governmental Funds	45
Combining Statement of Changes in Assets and Liabilities – All Agency Funds	46
Organization	47
Schedule of Average Daily Attendance	48
Schedule of Instructional Time	49
Schedule of Charter Schools	50
Reconciliation of Annual Financial and Budget Report with Audited Financial Statements	51
Schedule of Expenditures of Federal Awards	52
Schedule of Financial Trends and Analysis	53
Notes to Supplementary Information	54

OTHER INDEPENDENT AUDITOR'S REPORTS

Independent Auditor's Report on Compliance with State Laws and Regulations	55
Report on Internal Control Over Financial Reporting and on Compliance and Other Matters Based on an Audit of Financial Statements Performed in Accordance with <i>Government Auditing Standards</i>	58
Report on Compliance for Each Major Federal Program and Report on Internal Control Over Compliance Required by the Uniform Guidance	60

FINDINGS AND RECOMMENDATIONS

Schedule of Findings and Questioned Costs	62
Status of Prior Year Recommendations	66



James Marta & Company LLP
Certified Public Accountants

Accounting, Auditing, Consulting and Tax

INDEPENDENT AUDITOR'S REPORT

Board of Trustees
Pierce Joint Unified School District
Arbuckle, California

Report on the Financial Statements

We have audited the accompanying financial statements of the governmental activities, each major fund, and the aggregate remaining fund information of the Pierce Joint Unified School District (the "District"), as of and for the year ended June 30, 2019, and the related notes to the financial statements, which collectively comprise the District's basic financial statements as listed in the table of contents.

Management's Responsibility for the Financial Statements

Management is responsible for the preparation and fair presentation of these financial statements in accordance with accounting principles generally accepted in the United States of America; this includes the design, implementation, and maintenance of internal control relevant to the preparation and fair presentation of financial statements that are free from material misstatement, whether due to fraud or error.

Auditor's Responsibility

Our responsibility is to express opinions on these financial statements based on our audit. We conducted our audit in accordance with auditing standards generally accepted in the United States of America and the standards applicable to financial audits contained in *Government Auditing Standards*, issued by the Comptroller General of the United States. Those standards require that we plan and perform the audit to obtain reasonable assurance about whether the financial statements are free from material misstatement.

An audit involves performing procedures to obtain audit evidence about the amounts and disclosures in the financial statements. The procedures selected depend on the auditor's judgment, including the assessment of the risks of material misstatement of the financial statements, whether due to fraud or error. In making those risk assessments, the auditor considers internal control relevant to the entity's preparation and fair presentation of the financial statements in order to design audit procedures that are appropriate in the circumstances, but not for the purpose of expressing an opinion on the effectiveness of the entity's internal control. Accordingly, we express no such opinion. An audit also includes evaluating the appropriateness of accounting policies used and the reasonableness of significant accounting estimates made by management, as well as evaluating the overall presentation of the financial statements.

We believe that the audit evidence we have obtained is sufficient and appropriate to provide a basis for our audit opinion.

Opinions

In our opinion, the financial statements referred to above present fairly, in all material respects, the respective financial position of the governmental activities, each major fund, and the aggregate remaining fund information of the Pierce Joint Unified School District (the “District”), as of June 30, 2019, and the respective changes in financial position and, where applicable, cash flows thereof for the year then ended in accordance with accounting principles generally accepted in the United States of America.

Other Matters

Required Supplementary Information

Accounting principles generally accepted in the United States of America require that the management’s discussion and analysis, the Schedule of Revenues, Expenditures and Changes in Fund Balance-Budget (Non-GAAP) and Actual - General Fund, Schedule of Proportionate Share of Net Pension Liability and Schedule of Pension Contributions be presented to supplement the basic financial statements. Such information, although not a part of the basic financial statements, is required by the Governmental Accounting Standards Board who considers it to be an essential part of financial reporting for placing the basic financial statements in an appropriate operational, economic, or historical context. We have applied certain limited procedures to the required supplementary information in accordance with auditing standards generally accepted in the United States of America, which consisted of inquiries of management about the methods of preparing the information and comparing the information for consistency with management’s responses to our inquiries, the basic financial statements, and other knowledge we obtained during our audit of the basic financial statements. We do not express an opinion or provide any assurance on the information because the limited procedures do not provide us with sufficient evidence to express an opinion or provide any assurance.

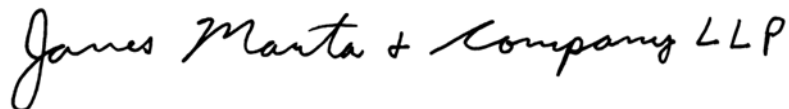
Other Information

Our audit was conducted for the purpose of forming opinions on the financial statements that collectively comprise the District’s basic financial statements. The accompanying supplementary information as listed in the table of contents, including the schedule of expenditures of federal awards, as required by the August 2019 Edition of the Title 2 U.S. Code of Federal Regulations Part 200, Uniform Administrative Requirements, Cost Principles, and Audit Requirements of Federal Awards (Uniform Guidance), Audits of States, Local Governments, and Non-Profit Organizations, are presented for purposes of additional analysis and are not a required part of the basic financial statements.

The supplementary information as listed in the table of contents is the responsibility of management and was derived from and relates directly to the underlying accounting and other records used to prepare the basic financial statements. Such information has been subjected to the auditing procedures applied in the audit of the basic financial statements and certain additional procedures, including comparing and reconciling such information directly to the underlying accounting and other records used to prepare the basic financial statements or to the basic financial statements themselves, and other additional procedures in accordance with auditing standards generally accepted in the United States of America. In our opinion, the supplementary information as listed in the table of contents is fairly stated, in all material respects, in relation to the basic financial statements as a whole.

Other Reporting Required by Government Auditing Standards

In accordance with *Government Auditing Standards*, we have also issued our report dated November 4, 2019 on our consideration of the District's internal control over financial reporting and on our tests of its compliance with certain provisions of laws, regulations, contracts, and grant agreements and other matters. The purpose of that report is to describe the scope of our testing of internal control over financial reporting and compliance and the results of that testing, and not to provide an opinion on internal control over financial reporting or on compliance. That report is an integral part of an audit performed in accordance with *Government Auditing Standards* in considering District's internal control over financial reporting and compliance.

A handwritten signature in black ink that reads "James Marta & Company LLP". The signature is written in a cursive, flowing style.

James Marta & Company LLP
Certified Public Accountants
Sacramento, California
November 4, 2019

MANAGEMENT'S DISCUSSION AND ANALYSIS

PIERCE JOINT UNIFIED SCHOOL DISTRICT
MANAGEMENT'S DISCUSSION AND ANALYSIS

JUNE 30, 2019

The following discussion and analysis provides an overview of the financial position and activities of the Pierce Joint Unified School District (the "District") for the year ended June 30, 2019. This discussion has been prepared by management and should be read in conjunction with the financial statements and notes thereto which follow this section.

OVERVIEW OF THE FINANCIAL STATEMENTS

The Financial Statements

The financial statements presented herein include all of the activities of the District and its component units using the integrated approach as prescribed by Governmental Accounting Standards Board (GASB) Statement No. 34.

The *Government-Wide Financial Statements* present the financial picture of the District from the economic resources measurement focus using the accrual basis of accounting. These statements include all assets of the District (including capital assets), as well as all liabilities (including long-term obligations). Additionally, certain eliminations have occurred as prescribed by the statement in regards to interfund activity, payables, and receivables.

The *Fund Financial Statements* include statements for each of the two categories of activities: governmental and fiduciary.

The *Governmental Activities* are prepared using the current financial resources measurement focus and modified accrual basis of accounting.

The *Fiduciary Activities* only report a balance sheet and do not have a measurement focus.

Reconciliation of the Fund Financial Statements to the Government-Wide Financial Statements is provided to explain the differences created by the integrated approach.

The Primary unit of the government is the Pierce Joint Unified School District.

DISTRICT-WIDE STATEMENTS

The Statement of Net Position and the Statement of Activities

The *Statement of Net Position* and the *Statement of Activities* report information about the District as a whole and about its activities. These statements include all assets and liabilities of the District using the accrual basis of accounting which is similar to the accounting used by most private-sector companies. All of the current year's revenues and expenses are taken in to account regardless of when cash is received or paid.

These two statements report the District's net position and changes in them. Net position is the difference between assets and liabilities, which is one way to measure the District's financial health, or financial position. Over time, increases or decreases in the District's net position are one indicator of whether its *financial health* is improving or deteriorating. Other factors to consider are changes in the District's property tax base and the condition of the District's facilities.

PIERCE JOINT UNIFIED SCHOOL DISTRICT
MANAGEMENT'S DISCUSSION AND ANALYSIS

JUNE 30, 2019

The relationship between revenues and expenses is the District's *operating results*. Since the governing board's responsibility is to provide services to our students and not to generate profit as commercial entities do, one must consider other factors when evaluating the overall health of the District. The quality of the education and the safety of our schools will likely be an important component in this evaluation.

In the *Statement of Net Position* and the *Statement of Activities*, the District activities are reported as follows:

Governmental Activities – The District reports all of its services in this category. This includes the education of transitional kindergarten through grade twelve students, adult education students, the operation of child development activities, and the on-going effort to improve and maintain buildings and sites. Property taxes, State income taxes, user fees, interest income, Federal, State, and local grants, as well as general obligation bonds, finance these activities.

FUND FINANCIAL STATEMENTS

The fund financial statements provide detailed information about the most significant funds – not the District as a whole. Some funds are required to be established by State law and by bond covenants. However, management establishes many other funds to help it control and manage money for particular purposes or to show that it is meeting legal responsibilities for using certain taxes, grants, and other money that it receives from the U.S. Department of Education.

Governmental Funds

Most of the District's basic services are reported in governmental funds, which focus on how money flows into and out of those funds and the balances left at year-end that are available for spending. These funds are reported using an accounting method called modified accrual accounting, which measure cash and all other financial assets that can readily be converted to cash. The governmental fund statements provide a detailed short-term view of the District's general government operations and the basic service it provides. Governmental fund information helps determine whether there are more or fewer financial resources that can be spent in the near future to finance the District's programs. We describe the relationship (or differences) between governmental activities (reported in the *Statement of Net Position* and the *Statement of Activities*) and governmental funds in a reconciliation following each governmental fund financial statement.

PIERCE JOINT UNIFIED SCHOOL DISTRICT
MANAGEMENT'S DISCUSSION AND ANALYSIS

JUNE 30, 2019

FINANCIAL ANALYSIS OF THE DISTRICT AS A WHOLE

Net Position

The District's combined net position, as of June 30, 2019, was \$7,465,718 reflecting an increase of 135.7%.

Table 1 – Net Position

	<u>Governmental Activities</u>		Net Change
	<u>2019</u>	<u>2018</u>	
Assets			
Current and other assets	\$ 16,421,306	\$ 20,887,830	\$ (4,466,524)
Capital assets	22,019,819	16,960,635	5,059,184
Total Assets	<u>38,441,125</u>	<u>37,848,465</u>	<u>592,660</u>
Deferred Outflows of Resources			
Deferred loss on refunding of bonds	6,566	12,478	(5,912)
Deferred outflows on pensions	6,789,696	4,316,092	2,473,604
Total Deferred Outflows	<u>6,796,262</u>	<u>4,328,570</u>	<u>2,467,692</u>
Liabilities			
Current liabilities	1,670,091	1,526,907	143,184
Long-term obligations	33,135,419	34,339,123	(1,203,704)
Total Liabilities	<u>34,805,510</u>	<u>35,866,030</u>	<u>(1,060,520)</u>
Deferred Inflows of Resources			
Deferred bond premium revenue	873,814	905,707	(31,893)
Deferred inflows on pensions	2,092,345	2,237,361	(145,016)
Total Deferred Inflows	<u>2,966,159</u>	<u>3,143,068</u>	<u>(176,909)</u>
Net Position			
Net investment in capital assets	45,390,221	7,289,901	38,100,320
Restricted	8,275,300	12,709,510	(4,434,210)
Unrestricted	(46,199,803)	(16,831,474)	(29,368,329)
Total Net Position	<u>\$ 7,465,718</u>	<u>\$ 3,167,937</u>	<u>\$ 4,297,781</u>

PIERCE JOINT UNIFIED SCHOOL DISTRICT
MANAGEMENT'S DISCUSSION AND ANALYSIS

JUNE 30, 2019

Change in Net Position

The District's total revenues increased 14.8% to \$20,756,270. The total cost of all programs and services decreased by 20.1% to \$16,458,489. The District's expenses are predominantly related to educating and caring for students (66.3%). The purely administrative activities of the District accounted for 7.8% of total costs.

Table 2 – Change in Net Position

	<u>Governmental Activities</u>		<u>Net Change</u>
	<u>2019</u>	<u>2018</u>	
Revenues			
Program revenues:			
Charges for services	\$ 271,080	\$ 123,593	\$ 147,487
Operating grants and contributions	2,915,765	2,090,031	825,734
General revenues:			
Federal and State aid not restricted	11,329,351	10,362,892	966,459
Property taxes	5,639,701	4,954,572	685,129
Other general revenues	600,373	549,905	50,468
Total Revenues	<u>20,756,270</u>	<u>18,080,993</u>	<u>2,675,277</u>
Expenses			
Instruction-related	9,425,009	12,559,214	(3,134,205)
Student support services	1,489,866	1,871,925	(382,059)
Administration	1,286,683	1,592,090	(305,407)
Maintenance and operations	1,704,606	2,127,026	(422,420)
Other	2,552,325	2,445,505	106,820
Total Expenses	<u>16,458,489</u>	<u>20,595,760</u>	<u>(4,137,271)</u>
Change in Net Position	<u>\$ 4,297,781</u>	<u>\$ (2,514,767)</u>	<u>\$ 6,812,548</u>

Governmental Activities

As reported in the Statement of Activities, the cost of all of our governmental activities was \$16,458,489 and \$20,595,760 for June 30, 2019 and 2018, respectively.

The Statement of Activities reflects the net cost of each of the District's largest functions – instruction, student support, administration, maintenance and operations, and other costs. Included in this table are each program's net costs (total cost less revenues generated by the activities). As discussed above, net cost shows the financial burden placed on the District's taxpayers by each of these functions. Providing this information allows our citizens to consider the cost of each function in comparison to the benefits they believe are provided by that function.

PIERCE JOINT UNIFIED SCHOOL DISTRICT
MANAGEMENT'S DISCUSSION AND ANALYSIS

JUNE 30, 2019

FINANCIAL ANALYSIS OF THE DISTRICT'S FUNDS

As the District completed the school year, the governmental funds reported a combined fund balance of \$15,839,167 which is a decrease of \$3,868,046 from last year.

General Fund Budgetary Highlights

The District's budget is prepared in accordance with California law and is based on the modified accrual basis of accounting. Over the course of the year, the District revises its budget based on updated financial information. The original budget, approved at the end of June for July 1, is based on May Revise figures and updated 45 days after the State approves its final budget. In addition, the District revises its budget at First and Second Interim and any other time there are significant changes.

CAPITAL ASSET AND DEBT ADMINISTRATION

Capital Assets

Capital assets, net of depreciation, increased \$5,059,184 in fiscal year 2018-19, as acquisitions and improvements grew at a higher rate than accumulated depreciation.

Long-Term Liabilities

Total long-term liabilities decreased \$373,761 in fiscal year 2018-19. This was mainly due to the district decreases in General Obligation Bond Liability of \$895,000 and in Accreted Interest Liability of \$208,723. Net Pension Liability increased by \$751,976.

The notes to the financial statements are an integral part of the financial presentation and contain more detailed information as to interest, principal, retirement amounts, and future debt retirement dates.

ECONOMIC FACTORS BEARING ON THE DISTRICT'S FUTURE

- Student enrollment and attendance are primary factors in the computation of most funding formulas for public schools in the State of California. Enrollment is expected to decrease slightly in fiscal year 2019-20.
- The future predictions require management to plan carefully and prudently to provide the resources to meet student needs over the next several years.

CONTACTING THE DISTRICT'S FINANCIAL MANAGEMENT

This financial report is designed to provide our citizens, taxpayers, parents, investors, and creditors with a general overview of the District's finances and to show the District's accountability for the money it receives. If you have questions regarding this report or need additional financial information, contact the: District Office, Pierce Joint Unified School District, 540-A 6th Street, Arbuckle, California 95912.

BASIC FINANCIAL STATEMENTS

PIERCE JOINT UNIFIED SCHOOL DISTRICT
STATEMENT OF NET POSITION
FOR THE FISCAL YEAR ENDED JUNE 30, 2019

	Governmental Activities
ASSETS	
Cash and cash equivalents	\$ 15,725,532
Receivables	657,260
Prepaid expenses	38,514
Capital assets, net of accumulated depreciation	22,019,819
Total Assets	38,441,125
DEFERRED OUTFLOWS	
Deferred loss on refunding of bonds	6,566
Deferred outflows on pensions (note 6)	6,789,696
Total deferred outflows	6,796,262
LIABILITIES	
Accounts payable and other current liabilities	840,148
Long-term liabilities:	
Due within one year	829,943
Due in more than one year	33,135,419
Total Liabilities	34,805,510
DEFERRED INFLOWS OF RESOURCES	
Deferred bond premium revenue	873,814
Deferred inflows on pensions (note 6)	2,092,345
Total deferred inflows	2,966,159
NET POSITION	
Net investment in capital assets	45,390,221
Restricted	8,275,300
Unrestricted	(46,199,803)
Total Net Position	\$ 7,465,718

PIERCE JOINT UNIFIED SCHOOL DISTRICT

STATEMENT OF ACTIVITIES

FOR THE FISCAL YEAR ENDED JUNE 30, 2019

	Expenses	Program Revenues		Governmental Activities	Net (Expense) Revenues and Changes in Net Position
		Charges for Services	Operating Grants and Contributions		
Governmental Activities					
Instruction	\$ 8,297,676	\$ 157,994	\$ 1,810,197	\$ -	\$ (6,329,485)
Instructional library, media and technology	54,379	-	24,522	-	(29,857)
School site administration	1,072,954	-	109,419	-	(963,535)
Pupil Services:					
Home-to-school transportation	286,321	-	16,026	-	(270,295)
Food services	682,738	89,191	687,041	-	93,494
All other pupil services	520,807	-	112,868	-	(407,939)
General administration:					
Centralized data processing	345,417	-	7,702	-	(337,715)
All other general administration	941,266	-	81,172	-	(860,094)
Plant services	1,704,606	11,100	46,772	-	(1,646,734)
Ancillary services	246,696	12,795	20,046	-	(213,855)
Community services	21,487	-	-	-	(21,487)
Enterprise activities	6,110	-	-	-	(6,110)
Interest on long-term debt	480,628	-	-	-	(480,628)
Other outgo	764,693	-	-	-	(764,693)
Depreciation (unallocated)	1,032,711	-	-	-	(1,032,711)
Total governmental activities	<u>\$ 16,458,489</u>	<u>\$ 271,080</u>	<u>\$ 2,915,765</u>	<u>\$ -</u>	<u>(13,271,644)</u>
General Revenues					
Taxes and subventions:					
Taxes levied for general purposes					4,230,993
Taxes levied for debt service					1,408,608
Taxes levied for other specific purposes					100
Federal and state aid not restricted to specific purposes					11,329,351
Interest and investment earnings					389,787
Interagency revenues					20,577
Miscellaneous					184,167
Special and extraordinary items					5,842
Total General Revenues					<u>17,569,425</u>
Change in Net Position					4,297,781
Net Position - July 1, 2018					<u>3,167,937</u>
Net Position - June 30, 2019					<u>\$ 7,465,718</u>

PIERCE JOINT UNIFIED SCHOOL DISTRICT

BALANCE SHEET

GOVERNMENTAL FUNDS

JUNE 30, 2019

	General Fund	Building Fund	Bond Interest and Redemption Fund	All Non-Major Funds	Total
ASSETS					
Cash and cash equivalents	\$ 8,107,568	\$ 4,850,075	\$ 2,166,470	\$ 601,419	\$ 15,725,532
Accounts receivable	524,401	31,024	9,871	91,964	657,260
Due from other funds	50	-	-	-	50
Prepaid expenses	38,514	-	-	-	38,514
Total Assets	\$ 8,670,533	\$ 4,881,099	\$ 2,176,341	\$ 693,383	\$ 16,421,356
LIABILITIES AND FUND BALANCES					
Liabilities					
Accounts payable	\$ 499,891	\$ 76,068	\$ -	\$ 6,180	\$ 582,139
Due to other funds	-	-	-	50	50
Total Liabilities	499,891	\$ 76,068	\$ -	6,230	582,189
Fund balances					
Nonspendable	58,514	-	-	-	58,514
Restricted	631,478	4,805,031	2,176,341	662,450	8,275,300
Assigned	1,093	-	-	24,703	25,796
Unassigned	7,479,557	-	-	-	7,479,557
Total Fund Balances	8,170,642	4,805,031	2,176,341	687,153	15,839,167
Total liabilities and fund balances	\$ 8,670,533	\$ 4,881,099	\$ 2,176,341	\$ 693,383	\$ 16,421,356

PIERCE JOINT UNIFIED SCHOOL DISTRICT

**RECONCILIATION OF THE GOVERNMENTAL FUNDS BALANCE SHEET
TO THE STATEMENT OF NET POSITION**

JUNE 30, 2019

Total fund balances - governmental funds \$ 15,839,167

Amounts reported for assets and liabilities for governmental activities in the statement of net position are different from amounts reported in governmental funds because:

Capital assets: In governmental funds, only current assets are reported. In the statement of net position, all assets are reported, including capital assets and accumulated depreciation.

Capital assets at historical cost:	\$ 36,221,493	
Accumulated depreciation:	<u>(14,201,674)</u>	
Net:		22,019,819

Deferred outflows and inflows of resources relating to pensions: In governmental funds, deferred outflows and inflows of resources relating to pensions are not reported because they are applicable to future periods. In the statement of net position, deferred outflows and inflows of resources relating to pension are reported.

Deferred outflows of resources relating to pensions	6,789,696
Deferred inflows of resources relating to pensions	(2,092,345)

Unmatured interest on long-term debt: In governmental funds, interest on long-term debt is not recognized until the period in which it matures and is paid. In the government-wide statement of activities, it is recognized in the period that it is incurred. (258,009)

Unamortized costs: In governmental funds, debt issue costs and premiums are recognized in the period they are incurred. In the government-wide statements, debt issue costs and premiums are amortized over the life of the debt. Unamortized debt issue costs and premiums included in deferred inflows and outflows on the statement of net position are:

Unamortized portion of bond premiums	(873,814)
Unamortized portion of loss on refunding of bonds	6,566

Long-term liabilities: In governmental funds, only current liabilities are reported. In the statement of net position, all liabilities, including long-term liabilities, are reported. Long-term liabilities relating to governmental activities consist of:

General obligation bonds payable:	\$ 18,520,327	
Net pension liability	15,265,810	
Supplemental employee retirement plan	149,593	
Compensated absences payable	<u>29,632</u>	
		<u>(33,965,362)</u>

Total net position, governmental activities: \$ 7,465,718

PIERCE JOINT UNIFIED SCHOOL DISTRICT
STATEMENT OF REVENUES, EXPENDITURES AND
CHANGES IN FUND BALANCE

GOVERNMENTAL FUNDS

JUNE 30, 2019

	General Fund	Building Fund	Bond Interest and Redemption Fund	All Non-Major Funds	Total
REVENUES					
LCFF sources	\$ 14,994,213	\$ -	\$ -	\$ -	\$ 14,994,213
Federal revenue	412,765	-	-	618,444	1,031,209
Other state revenues	2,292,340	-	6,639	65,548	2,364,527
Other local revenues	475,079	175,417	1,442,847	267,131	2,360,474
Total revenues	<u>18,174,397</u>	<u>175,417</u>	<u>1,449,486</u>	<u>951,123</u>	<u>20,750,423</u>
EXPENDITURES					
Certificated salaries	6,694,699	-	-	-	6,694,699
Classified salaries	2,003,755	-	-	312,454	2,316,209
Employee benefits	4,110,953	-	-	146,375	4,257,328
Books and supplies	963,836	2,738	-	267,808	1,234,382
Services and other operating expenditures	1,512,104	5,860	-	48,525	1,566,489
Capital outlay	702,263	5,307,106	-	82,526	6,091,895
Other outgo	973,416	-	-	-	973,416
Debt service expenditures	-	-	1,489,893	-	1,489,893
Total expenditures	<u>16,961,026</u>	<u>5,315,704</u>	<u>1,489,893</u>	<u>857,688</u>	<u>24,624,311</u>
Excess (deficiency) of revenues over expenditures	1,213,371	(5,140,287)	(40,407)	93,435	(3,873,888)
OTHER FINANCING SOURCES (USES)					
Operating transfers in	7,998	-	-	29,592	37,590
Operating transfers out	(29,592)	(7,998)	-	-	(37,590)
Other sources	-	-	17,792	-	17,792
Other uses	-	-	(11,950)	-	(11,950)
Total other financing sources (uses)	<u>(21,594)</u>	<u>(7,998)</u>	<u>5,842</u>	<u>29,592</u>	<u>5,842</u>
Net change in fund balances	1,191,777	(5,148,285)	(34,565)	123,027	(3,868,046)
Fund balances, July 1, 2018	<u>6,978,865</u>	<u>9,953,316</u>	<u>2,210,906</u>	<u>564,126</u>	<u>19,707,213</u>
Fund balances, June 30, 2019	<u>\$ 8,170,642</u>	<u>\$ 4,805,031</u>	<u>\$ 2,176,341</u>	<u>\$ 687,153</u>	<u>\$ 15,839,167</u>

PIERCE JOINT UNIFIED SCHOOL DISTRICT

**RECONCILIATION OF THE GOVERNMENTAL STATEMENT OF REVENUES,
EXPENDITURES AND CHANGES IN FUND BALANCES TO THE STATEMENT OF
ACTIVITIES**

JUNE 30, 2019

Total net change in fund balances - governmental funds: \$ (3,868,046)

Amounts reported for governmental activities in the statement of activities are different from amounts reported in governmental funds because:

Capital outlay: In governmental funds, the costs of capital assets are reported as expenditures in the period when the assets are acquired. In the statement of activities, costs of capital assets are allocated over their estimated useful lives as depreciation expense. The difference between capital outlay expenditures and depreciation expense for the period is:

Expenditures for capital outlay:	\$ 6,091,895	
Depreciation expense:	<u>(1,032,711)</u>	5,059,184

Debt service: In governmental funds, repayments of long-term debt are reported as expenditures. In the government-wide statements, repayments of long-term debt are reported as reductions of liabilities. Expenditures for repayment of the principal portion of long-term debt 895,000

Accreted interest on capital appreciation bonds is recognized as an expense in the government-wide statement of activities. 208,723

Unmatured interest on long-term debt: In governmental funds, interest on long-term debt is recognized in the period that it becomes due. In the government-wide statement of activities, it is recognized in the period that it is incurred. Unmatured interest owing at the end of the period, less matured interest paid during the period but owing from the prior period was: 88,281

Supplemental Employee Retirement Plan (SERP): In governmental funds, SERP costs are recognized when employer payments are made. In the statement of activities, SERP costs are recognized on the accrual basis. This year, the difference between SERP costs and actual employer payments was: 30,267

Pensions: In government funds, pension costs are recognized when employer contributions are made in the statement of activities, pension costs are recognized on the accrual basis. This year, the difference between accrual-basis pension costs and actual employer contributions 1,866,644

Compensated absences in governmental funds are measured by the amounts paid during the period. In the statement of activities, compensated absences are measured by the amounts earned. The difference between compensated absences paid and compensated absences (8,253)

Amortization of debt issue premium or discount or deferred gain or loss from refunding: In governmental funds, if debt is issued at a premium or at a discount, the premium or discount is recognized as an Other Financing Source or an Other Financing Use in the period it is incurred. In the government-wide statements, the premium or discount plus any deferred gain or loss from debt refunding is amortized as interest over the life of the debt. Amortization of premium or discount or deferred gain or loss from debt refunding for the period is: 25,981

Total change in net position - governmental activities \$ 4,297,781

PIERCE JOINT UNIFIED SCHOOL DISTRICT

STATEMENT OF FIDUCIARY NET POSITION

JUNE 30, 2019

	<u>Agency Fund</u> <u>Student Body</u>
Assets:	
Cash on hand and in banks	\$ 89,211
Cash in County Treasury	<u>28,137</u>
Total Assets	<u>\$ 117,348</u>
Liabilities:	
Due to student groups	<u>\$ 117,348</u>
Total Liabilities	<u>\$ 117,348</u>

PIERCE JOINT UNIFIED SCHOOL DISTRICT
NOTES TO THE BASIC FINANCIAL STATEMENTS

JUNE 30, 2019

1. SUMMARY OF SIGNIFICANT ACCOUNTING POLICIES

A. HISTORY OF THE ORGANIZATION

The Pierce Joint Unified School District (the "District") is a public educational agency operating under the applicable laws and regulations of the State of California. It is governed by a five-member Governing Board elected by registered voters of the District, which comprises an area in Colusa County. The District serves students in grades kindergarten through twelfth.

B. REPORTING ENTITY

The District has reviewed criteria to determine whether other entities with activities that benefit the District should be included within its financial reporting entity. The criteria include, but are not limited to, whether the entity exercises oversight responsibility (which includes financial interdependency, selection of governing authority, designation of management, ability to significantly influence operations and accountability for fiscal matters), the scope of public service, and a special financing relationship.

The District has determined that no outside entity meets the above criteria, and therefore, no agency has been included as a component unit in the District's financial statements. In addition, the District is not aware of any entity that would exercise such oversight responsibility that would result in the District being considered a component unit of that entity.

C. ACCOUNTING POLICIES

The District prepares its financial statements in accordance with generally accepted accounting principles as prescribed by the Governmental Accounting Standards Board (GASB) and the American Institute of Certified Public Accountants (AICPA) and complies with the policies and procedures of the Department of Education's *California School Accounting Manual*.

D. BASIS OF PRESENTATION

Government-wide Financial Statements

The statement of net position and the statement of activities report information on all of the non-fiduciary activities of the District and its component units. The effect of interfund activity, within the governmental activities, has been removed from these statements. Governmental activities, which normally are supported by taxes and intergovernmental revenues, are reported separately from business-type activities, which rely to a significant extent on fees and charges for support. Likewise, the primary government is reported separately from certain legally separate component units for which the primary government is financially accountable.

The government-wide statement of activities presents a comparison between direct expenses and program revenues for each function or program of the District's governmental activities. Direct expenses are those that are specifically associated with a service, program, or department and are therefore clearly identifiable to a particular function. The District does not allocate indirect expenses to functions in the statement of activities.

PIERCE JOINT UNIFIED SCHOOL DISTRICT
NOTES TO THE BASIC FINANCIAL STATEMENTS

JUNE 30, 2019

D. BASIS OF PRESENTATION (CONTINUED)

Program revenues include charges paid by the recipients of goods or services offered by a program, as well as grants and contributions that are restricted to meeting the operational or capital requirements of a particular program. Revenues which are not classified as program revenues are presented as general revenues of the District, with certain exceptions. The comparison of direct expenses with program revenues identifies the extent to which each governmental function is self-financing or draws from the general revenues of the District.

Fund Financial Statements

Fund financial statements report detailed information about the District. The focus of governmental fund financial statements is on major funds rather than reporting funds by type. Each major governmental fund is presented in a separate column, and all non-major funds are aggregated into one column. Fiduciary funds are reported by fund type.

E. MEASUREMENT FOCUS AND BASIS OF ACCOUNTING

Basis of accounting refers to when revenues and expenditures are recognized in the accounts and reported in the financial statements. Government-wide financial statements are prepared using the accrual basis of accounting. Governmental funds use the modified accrual basis of accounting. Fiduciary funds use the accrual basis of accounting.

Government-Wide Financial Statements

The government-wide financial statements are reported using the economic resources measurement focus and the accrual basis of accounting. Revenues are recorded when earned and expenses are recorded when a liability is incurred, regardless of the timing of related cash flows. Property taxes are recognized as revenues in the year for which they are levied. Grants and similar items are recognized as revenue as soon as all eligibility requirements are met. Expenses are recorded when liabilities are incurred.

Governmental Fund Financial Statements

Governmental fund financial statements (i.e., balance sheet and statement of revenues, expenditures, and changes in fund balances) are reported using the current financial resources measurement focus and the modified accrual basis of accounting. Revenue resulting from exchange transactions, in which each party gives and receives essentially equal value, is recorded under the accrual basis when the exchange takes place. On a modified accrual basis, revenue is recorded in the fiscal year in which the resources are measurable and become available. "Available" means the resources will be collected within the current fiscal year or are expected to be collected soon enough thereafter to be used to pay liabilities of the current fiscal year. For the District, "available" means collectible within the current period or within 60 days after year-end.

PIERCE JOINT UNIFIED SCHOOL DISTRICT
NOTES TO THE BASIC FINANCIAL STATEMENTS

JUNE 30, 2019

E. MEASUREMENT FOCUS AND BASIS OF ACCOUNTING (CONTINUED)

Non-exchange transactions, in which the District receives value without directly giving equal value in return, include property taxes, grants, and entitlements. Under the accrual basis, revenue from property taxes is recognized in the fiscal year for which the taxes are levied. Revenue from grants and entitlements is recognized in the fiscal year in which all eligibility requirements have been satisfied. Eligibility requirements include timing requirements, which specify the year when the resources are to be used, or the fiscal year when use is first permitted; matching requirements, in which the District must provide local resources to be used for a specified purpose; and expenditure requirements, in which the resources are provided to the District on a reimbursement basis. Under the modified accrual basis, revenue from non-exchange transactions must also be available before it can be recognized.

Expenditures generally are recorded when a liability is incurred, as under accrual accounting. However, debt service expenditures, as well as expenditures related to compensated absences and claims and judgments, are recorded only when payment is due.

F. FUND ACCOUNTING

The accounts of the District are organized on the basis of funds, each of which is considered to be a separate accounting entity. The operations of each fund are accounted for with a separate set of self-balancing accounts that comprise its assets, liabilities, fund equity or retained earnings, revenues, and expenditures or expenses, as appropriate. District resources are allocated to and accounted for in individual funds based upon the purpose for which they are to be spent and the means by which spending activities are controlled.

Governmental Funds

The **General Fund** is the general operating fund of the District and accounts for all revenues and expenditures of the District, not encompassed within other funds. All general tax revenues and other receipts that are not allocated by law or contractual agreement to some other fund are accounted for in this fund. General operating expenditures and the capital improvement costs that are not paid through other funds are paid from the General Fund.

The **Special Revenue Funds** are used to account for the proceeds of specific revenue sources that are legally restricted to expenditures for specified purposes.

The **Cafeteria Fund** is used to account separately for federal, state, and local resources to operate the food service program.

The **Debt Service Funds** are used to account for the accumulation of restricted, committed, or assigned resources for the payment of principal and interest on general long-term obligations.

The **Bond Interest and Redemption Fund** is used for the repayment of bonds issued for a district (Education Code Sections 15125-15262).

PIERCE JOINT UNIFIED SCHOOL DISTRICT
NOTES TO THE BASIC FINANCIAL STATEMENTS

JUNE 30, 2019

F. FUND ACCOUNTING (CONTINUED)

The **Capital Projects Funds** are used to account for resources used for the acquisition or construction of major capital facilities and equipment. This classification includes the Capital Facilities Fund.

The **Building Fund** is used primarily to account separately for proceeds from the sale of bonds (Education Code Section 15146) and may not be used for any purposes other than those for which the bonds were issued.

The **Special Reserve Fund for Capital Outlay Projects** is used primarily to provide for the accumulation of General Fund moneys for capital outlay purposes (Education Code section 42840).

The **Capital Facilities Fund** is used primarily to account separately for moneys received from fees levied on developers or other agencies as a condition of approving a development (Education Code sections 17620–17626).

Fiduciary Funds

Fiduciary funds are used to account for resources held for the benefit of other parties in a trustee or agent capacity. Fiduciary funds are not reflected in the government-wide financial statements because the resources of those funds are not available to support the District's own programs. Fiduciary funds are presented on an economic resources measurement focus and the accrual basis of accounting, similar to the government-wide financial statements. The key distinction between trust and agency funds is that trust funds are subject to a trust agreement that affects the degree of management involvement and the length of time that the resources are held.

The **Agency Funds** are used to account for assets of others for which the District acts as an agent. The District maintains accounts for student body activities at each school site.

G. BUDGETS AND BUDGETARY ACCOUNTING

Annual budgets are adopted on a basis consistent with accounting principles generally accepted in the United States of America for all governmental funds. By State law, the District's Governing Board must adopt a final budget no later than July 1. A public hearing must be conducted to receive comments prior to adoption. The District's Governing Board satisfied these requirements.

These budgets are revised by the District's Governing Board and Superintendent during the year to give consideration to unanticipated income and expenditures.

Formal budgetary integration was employed as a management control device during the year for all budgeted funds. The District employs budget control by minor object and by individual appropriation accounts. Expenditures cannot legally exceed appropriations by major object account.

PIERCE JOINT UNIFIED SCHOOL DISTRICT
NOTES TO THE BASIC FINANCIAL STATEMENTS

JUNE 30, 2019

H. ENCUMBRANCES

Encumbrance accounting is used in all budgeted funds to reserve portions of applicable appropriations for which commitments have been made. Encumbrances are recorded for purchase orders, contracts, and other commitments when they are written. Encumbrances are liquidated when the commitments are paid. All encumbrances are liquidated at June 30.

I. DEPOSITS AND INVESTMENTS

The District is authorized to maintain cash in banks and revolving funds that are insured up to \$250,000 by the Federal Depository Insurance Corporation (FDIC).

The District is considered to be an involuntary participant in an external investment pool as the District is required to deposit all receipts and collections of monies with their County Treasurer (Education Code Section 41001). The County is authorized to deposit cash and invest excess funds by California Government Code Section 53648 et seq.

The District is authorized under California Government Code to make direct investments in local agency bonds, notes, or warrants within the State; U.S. Treasury instruments; registered State warrants or treasury notes; securities of the U.S. Government, or its agencies; bankers acceptances; commercial paper; certificates of deposit placed with commercial banks and/or savings and loan companies; repurchase or reverse repurchase agreements; medium term corporate notes; shares of beneficial interest issued by diversified management companies; certificates of participation; obligations with first priority security; and collateralized mortgage obligations.

Investments with original maturities greater than one year are stated at fair value. Fair value is estimated based on quoted market prices at year-end. All investments not required to be reported at fair value are stated at cost or amortized cost.

J. PREPAID EXPENSES/EXPENDITURES

The District has the option of reporting expenditures in governmental funds for prepaid items either when purchased or during the benefiting period. The District has chosen to recognize expenditures when incurred. Reported expenses are equally offset by a net position reserve, which indicates that these amounts are not "available for appropriation and expenditure" even though they are a component of current assets.

PIERCE JOINT UNIFIED SCHOOL DISTRICT
NOTES TO THE BASIC FINANCIAL STATEMENTS

JUNE 30, 2019

K. INVENTORY

Inventory in the Cafeteria Fund consists mainly of consumable supplies held for future use and are valued at average cost. Inventories are recorded as expenditures at the time individual inventory items are transferred from the warehouse to schools. Maintenance and other supplies held for physical plant repair, transportation supplies, and operating supplies are not included in inventories; rather, these amounts are recorded as expenditures when purchased.

The Cafeteria Fund records supplies expense which includes a handling charge for the delivery of government surplus food commodities. The state does not require the Cafeteria Fund to record the fair market value of these commodities. The supplies expenditures would have been greater had the District paid fair market value for the government surplus commodities.

L. CAPITAL ASSETS

Capital assets purchased or acquired with an original cost of \$5,000 or more are reported at historical cost or estimated historical cost. Contributed assets are reported at fair market value as of the date received. Additions, improvements, and other capital outlays that significantly extend the useful life of an asset are capitalized. The costs of normal maintenance and repairs that do not add to the value of the assets or materially extend the asset's lives are not capitalized, but are expensed as incurred. Depreciation on all capital assets is computed using a straight-line basis over the following estimated useful lives as follows: buildings and improvements, 5 to 50 years; furniture and equipment, 2 to 15 years; and vehicles, 8 years.

M. UNEARNED REVENUE

Cash received for federal and state special projects and programs is recognized as revenue to the extent that qualified expenditures have been incurred. Unearned revenue is recorded to the extent that cash received on specific projects and programs exceeds qualified expenditures.

N. COMPENSATED ABSENCES

All vacation pay is accrued when incurred in the government-wide financial statements. Accumulated sick leave benefits are not recognized as liabilities of the District. The District's policy is to record sick leave as an operating expense in the period taken, since such benefits do not vest, nor is payment probable; however, unused sick leave is added to the creditable service period for calculation of retirement benefits when the employee retires.

PIERCE JOINT UNIFIED SCHOOL DISTRICT
NOTES TO THE BASIC FINANCIAL STATEMENTS

JUNE 30, 2019

O. LONG-TERM OBLIGATIONS

All payables, accrued liabilities, and long-term obligations are reported in the government-wide financial statements. In general, governmental fund payables and accrued liabilities that, once incurred, are paid in a timely manner and in full from current financial resources are reported as obligations of the governmental funds.

However, claims and judgments, compensated absences, special termination benefits, and contractually required pension contributions that will be paid from governmental funds are reported as a liability in the governmental fund financial statements only to the extent that they are due for payment during the current year. Bonds, capital leases, and other long-term obligations are recognized as liabilities in the governmental fund financial statements when due.

P. DEFERRED INFLOWS AND OUTFLOWS OF RESOURCES

In addition to assets, the statement of net position includes a separate section for deferred outflows of resources. This separate financial statement element, deferred outflows of resources, represents a consumption of net position that applies to a future period(s), and as such will not be recognized as an outflow of resources (expense/expenditures) until then.

In addition to liabilities, the statement of net position will sometimes report a separate section for deferred inflows of resources. This separate financial statement element, deferred inflows of resources, represents an acquisition of net position that applies to a future period(s) and as such, will not be recognized as an inflow of resources (revenue) until that time.

Q. RESTRICTED NET POSITION

Restrictions of the ending net position indicate the portions of net position not appropriate for expenditure or amounts legally segregated for specific future use. These amounts are not available for appropriation and expenditure at the balance sheet date.

When both restricted and unrestricted resources are available for use, it is the District's policy to use restricted resources first, then, unrestricted resources as they are needed.

PIERCE JOINT UNIFIED SCHOOL DISTRICT
NOTES TO THE BASIC FINANCIAL STATEMENTS

JUNE 30, 2019

R. FUND BALANCE

In accordance with Governmental Accounting Standards Board (GASB) Statement No. 54, "*Fund Balance Reporting and Governmental Fund Type Definitions*", the District is required to report fund balances in the following categories: Nonspendable, Restricted, Committed, Assigned and/or Unassigned.

Nonspendable Fund Balance reflects assets not in spendable form, either because they will never convert to cash (e.g. prepaid expense) or must remain intact pursuant to legal or contractual requirements.

Restricted Fund Balance reflects amounts that can be spent only for the *specific purposes* stipulated by constitution, external resource providers, or through enabling legislation.

Committed Fund Balance reflects amounts that can be used only for the *specific purposes* determined by a formal action of the government's highest level of decision-making authority: the Board of Trustees. Commitments may be established, modified, or rescinded only through resolutions approved by the Board of Trustees.

Assigned Fund Balance reflects amounts intended to be used by the government for *specific purposes* but do not meet the criteria to be classified as restricted or committed. Under the District's adopted policy, only the Board of Trustees is authorized to assign amounts for specific purposes.

Unassigned Fund Balance represents the residual classification for the government's general fund and includes all spendable amounts not contained in the other classifications.

When expenditures are incurred for purposes of which restricted, committed, assigned and unassigned fund balances are available, the District considers restricted funds to have been spent first, followed by committed, assigned and unassigned, respectively.

S. LOCAL CONTROL FUNDING FORMULA/PROPERTY TAX

The District's local control funding formula is received from a combination of local property taxes, state apportionments, and other local sources.

The County of Colusa is responsible for assessing, collecting and apportioning property taxes. Taxes are levied for each fiscal year on taxable real and personal property in the county. Taxes are levied for each fiscal year on taxable real and personal property in the county. Secured property taxes attach as an enforceable lien on property as of March 1. Property taxes become delinquent after December 10 and April 10, respectively.

Secured property taxes are recorded as revenue when apportioned, in the fiscal year of the levy. The county apportions secured property tax revenue in accordance with the alternative method of distribution prescribed by Section 4705 of the California Revenue and Taxation Code. This alternate method provides for crediting each applicable fund with its total secured taxes upon completion of the secured tax roll, approximately October 1 of each year.

PIERCE JOINT UNIFIED SCHOOL DISTRICT

NOTES TO THE BASIC FINANCIAL STATEMENTS

JUNE 30, 2019

S. LOCAL CONTROL FUNDING FORMULA/PROPERTY TAX (CONTINUED)

The County Auditor reports the amount of the District's allocated property tax revenue to the California Department of Education. Property taxes are recorded as local control funding formula (LCFF) sources by the District.

The California Department of Education reduces the District's entitlement by the District's local property tax revenue. The balance is paid from the State General Fund, and is known as the state apportionment.

T. USE OF ESTIMATES

The preparation of financial statements in conformity with accounting principles generally accepted in the United States of America requires management to make estimates and assumptions that affect certain reported amounts and disclosures. Accordingly, actual results could differ from those estimates.

U. PENSIONS

For purposes of measuring the net pension liability and deferred outflows/inflows of resources related to pensions, and pension expense, information about the fiduciary net position of the Pierce Joint Unified School District's California Public Employees' Retirement System (CalPERS) and California State Teachers Retirement System (CalSTRS) plans (Plans) and additions to/deductions from the Plans' fiduciary net position have been determined on the same basis as they are reported by CalPERS and CalSTRS, respectively. For this purpose, benefit payments (including refunds of employee contributions) are recognized when due and payable in accordance with the benefit terms. Investments are reported at fair value.

PIERCE JOINT UNIFIED SCHOOL DISTRICT
NOTES TO THE BASIC FINANCIAL STATEMENTS

JUNE 30, 2019

2. CASH AND CASH EQUIVALENTS

Cash and cash equivalents as of June 30, 2019 consist of the following:

	Governmental Activities	Fiduciary Activities	Total
Cash in County Treasury	\$ 15,705,532	\$ 28,137	\$ 15,733,669
Cash on hand and in banks	-	89,211	89,211
Cash in revolving fund	20,000	-	20,000
	\$ 15,725,532	\$ 117,348	\$ 15,842,880

A. Cash on Hand and in Banks

Cash on hand and in banks consists of all cash held by the District and all cash maintained in commercial bank accounts owned by the District. Cash balances held in banks are insured up to \$250,000 by the Federal Depository Insurance Corporation.

B. Cash in Revolving Funds

Cash in revolving fund consists of all cash maintained in commercial bank accounts that are used as revolving funds.

C. Cash in County Treasury

County pool investments consist of District cash held by the Colusa County Treasury that is invested in the county investment pool. The fair value of the District's investment in the pool is reported in the financial statements at amounts that are based upon the District's pro-rata share of the fair value provided by the County Treasurer for the entire portfolio (in relation to the amortized cost of that portfolio). The weighted average maturity of the pool is 1,234 days. The pool is rated AAA by Standard and Poor's.

Interest Rate Risk. California Government Code Section 53601 limits the District's investments to maturities of five years. The District does not have a formal investment policy that limits investment maturities as a means of managing its exposure to fair value losses arising from increasing interest rates.

Credit Risk. Credit risk is the risk that an issuer of an investment will not fulfill its obligation to the holder of the investment. This is measured by the assignment of a rating by a nationally recognized statistical rating organization. Presented in the next page is the actual rating as of the year-end for each investment type.

PIERCE JOINT UNIFIED SCHOOL DISTRICT
NOTES TO THE BASIC FINANCIAL STATEMENTS

JUNE 30, 2019

3. INTERFUND TRANSACTIONS

Interfund transactions are reported as either loans, services provided, reimbursements, or transfers. Loans are reported as interfund receivables and payables, as appropriate, and are subject to elimination upon consolidation. Services provided, deemed to be at market or near market rates, are treated as revenues and expenditures. Reimbursements occur when one fund incurs a cost, charges the appropriate benefiting fund, and reduces its related cost as are imbursement. All other interfund transactions are treated as transfers.

As of June 30, 2019, the interfund balances were as follows:

	Due From	Due To
General Fund	\$ 50	\$ -
Capital Facilities Fund	-	50
Total	\$ 50	\$ 50

Interfund Transfers

Interfund transfers consist of operating transfers from funds receiving resources to funds through which the resources are to be expended. Interfund transfers during the fiscal year ended June 30, 2019 are as follows:

Transfer from General Fund to Cafeteria Fund for breakfast program funding	\$ 29,592
Transfer from Building Fund to General Fund to correct coding of deposit of refunds from costs of issuance	7,998
Total Transfers	\$ 37,590

PIERCE JOINT UNIFIED SCHOOL DISTRICT
NOTES TO THE BASIC FINANCIAL STATEMENTS
JUNE 30, 2019

4. CAPITAL ASSETS

Capital asset activity for the fiscal year ended June 30, 2019, was as follows:

	Balance July 1, 2018	Additions and Transfers	Deductions and Transfers	Balance June 30, 2019
Non-depreciable assets:				
Land	\$ 89,042	\$ -	\$ -	\$ 89,042
Work in progress	5,047,291	5,163,980	4,547,321	5,663,950
	<u>5,136,333</u>	<u>5,163,980</u>	<u>4,547,321</u>	<u>5,752,992</u>
Depreciable assets:				
Sites and improvements	801,766	-	-	801,766
Building and improvements	21,872,674	5,155,356	-	27,028,030
Furniture and equipment	2,318,825	319,880	-	2,638,705
	<u>24,993,265</u>	<u>5,475,236</u>	<u>-</u>	<u>30,468,501</u>
Totals, at cost	<u>30,129,598</u>	<u>10,639,216</u>	<u>4,547,321</u>	<u>36,221,493</u>
Accumulated depreciation:				
Sites and improvements	(562,956)	(27,930)	-	(590,886)
Building and improvements	(10,989,830)	(821,000)	-	(11,810,830)
Furniture and equipment	(1,616,177)	(183,781)	-	(1,799,958)
	<u>(13,168,963)</u>	<u>(1,032,711)</u>	<u>-</u>	<u>(14,201,674)</u>
Depreciable assets, net	<u>11,824,302</u>	<u>4,442,525</u>	<u>-</u>	<u>16,266,827</u>
Capital assets, net	<u>\$ 16,960,635</u>	<u>\$ 9,606,505</u>	<u>\$ 4,547,321</u>	<u>\$ 22,019,819</u>

The entire amount of depreciation expense was unallocated.

PIERCE JOINT UNIFIED SCHOOL DISTRICT
NOTES TO THE BASIC FINANCIAL STATEMENTS

JUNE 30, 2019

5. LONG-TERM LIABILITIES

Schedule of Changes in Long-Term Liabilities

A schedule of changes in long-term liabilities for the year ended June 30, 2019, is shown below:

	Balance			Balance	Due
	July 1, 2018	Additions	Deductions	June 30, 2019	Within
					One Year
General Obligation Bonds	\$ 17,206,041	\$ -	\$ 895,000	\$ 16,311,041	\$ 477,613
Accreted Interest	2,418,009	-	208,723	2,209,286	312,387
Compensated Absences	21,379	8,253	-	29,632	-
Supplemental Employee Retirement Plan	179,860	-	30,267	149,593	39,943
Net Pension Liability	14,513,834	751,976	-	15,265,810	-
	\$ 34,339,123	\$ 760,229	\$ 1,133,990	\$ 33,965,362	\$ 829,943
Deferred Inflows:					
Unamortized portion of bond premiums	\$ 905,707	\$ -	\$ 31,893	\$ 873,814	
Deferred Outflows:					
Unamortized portion of loss on refunding of bonds	\$ 12,478	\$ -	\$ 5,912	\$ 6,566	

The Bond Interest and Redemption Fund makes payments for the general obligation bonds. The accrued vacation (compensated absences) and the Supplemental Early Retirement Plan (SERP) will be paid by the fund for which the employee works.

General Obligation Bonds

In 2002, the District issued \$1,736,041 of capital appreciation bonds with interest rates between 5.30% and 5.64% that mature in 2028. In September 2011, the District issued \$2,850,000 of refunding bonds to retire 2002 current interest bonds originally issued in the amount of \$4,260,000. The refunding bonds bear interest between 0.65% and 3.00% and are due in annual installments ranging from \$360,000 to \$470,000 through August 2018.

In 2017, the District issued \$7,000,000 of General Obligation bonds with interest rates between 2.0% and 5.0% that mature in 2046. In 2018, the District issued \$8,000,000 of General Obligation bonds with interest rates between 2.0% and 5.0% that mature in 2044.

Description	Date Of Issue	Interest Rates	Maturity Date	Amount of Original Issue	Outstanding July 1, 2018	Issued in Current Year	Accreted	Redeemed	Outstanding June 30, 2019
							Interest Current Year	Current Year	
Capital Appreciation	2002	5.30 - 5.64%	8/1/2027	\$ 1,736,041	\$ 4,154,050	\$ -	\$ -	\$ 208,723	\$ 3,945,327
Current Interest	2011	0.65 - 3.00%	8/1/2018	2,850,000	470,000	-	-	470,000	-
2016, Series A	2017	2.00 - 5.00%	8/1/2046	7,000,000	7,000,000	-	-	425,000	6,575,000
2016, Series B	2018	2.00 - 5.00%	8/1/2044	8,000,000	8,000,000	-	-	-	8,000,000
				\$ 19,586,041	\$ 19,624,050	\$ -	\$ -	\$ 1,103,723	\$ 18,520,327

PIERCE JOINT UNIFIED SCHOOL DISTRICT
NOTES TO THE BASIC FINANCIAL STATEMENTS
JUNE 30, 2019

5. LONG-TERM LIABILITIES (CONTINUED)

General Obligation Bonds

The annual requirements to pay off the general obligation bonds are as follows:

Year Ended June 30,	Principal	Interest	Total
2020	\$ 477,613	\$ 931,610	\$ 1,409,223
2021	210,590	958,633	1,169,223
2022	201,343	977,680	1,179,023
2023	215,548	1,002,975	1,218,523
2024	234,897	1,027,001	1,261,898
2025-2029	1,316,050	4,958,019	6,274,069
2030-2034	1,420,000	2,874,803	4,294,803
2035-2039	2,635,000	2,473,047	5,108,047
2040-2044	4,385,000	1,725,805	6,110,805
2045-2049	5,215,000	520,749	5,735,749
Totals	<u>\$16,311,041</u>	<u>\$ 17,450,322</u>	<u>\$33,761,363</u>

Supplemental Employee Retirement Program

During fiscal year 2011-12 the District adopted an additional early retirement incentive program. Beginning September 1, 2012 and subject to a lifetime cap of \$40,440, the District will pay up to \$8,088 annually toward a District provided health and welfare benefit plan on behalf of retirees who meet certain criteria. The retiree must be at least 55 years of age and have 5 years of consecutive service within the District immediately preceding his/her retirement. Payment towards the District provided health and welfare benefit package selected by the retiree shall continue until the retiree's death or until the District has paid the total capped amount of \$40,440, whichever comes first. In 2013-14, two new retirees elected to participate in the retirement incentive program. Future estimated payments at June 30, 2019 are as follows:

Year Ended June 30,	Principal
2020	\$ 39,943
2021	35,596
2022	30,000
2023	30,000
Totals	<u>\$ 135,539</u>

PIERCE JOINT UNIFIED SCHOOL DISTRICT

NOTES TO THE BASIC FINANCIAL STATEMENTS

JUNE 30, 2019

6. EMPLOYEE RETIREMENT SYSTEMS

Qualified employees are covered under multiple-employer defined benefit pension plans maintained by agencies of the State of California. Certificated employees are members of the State Teachers' Retirement System (STRS), and classified employees are members of the California Public Employees' Retirement System (CalPERS).

Plan Description

California Public Employees' Retirement System (CalPERS)

The District contributes to the School Employer Pool under the California Public Employees' Retirement System (CalPERS), a cost-sharing multiple-employer public employee retirement system defined benefit pension plan administered by CalPERS. The plan provides retirement and disability benefits, annual cost-of-living adjustments, and death benefits to plan members and beneficiaries. Benefit provisions are established by state statutes, as legislatively amended, within the Public Employees' Retirement Law. CalPERS issues a separate comprehensive annual financial report that includes financial statements and required supplementary information. Copies of the CalPERS annual financial report may be obtained from the CalPERS Headquarters, 400 Q Street, Sacramento, California 95811.

State Teachers' Retirement System (STRS)

The District contributes to the State Teachers' Retirement System (STRS), a cost-sharing, multiple-employer, public employee retirement system defined benefit pension plan administered by STRS. The plan provides retirement and disability benefits and survivor benefits to beneficiaries. Benefit provisions are established by state statutes, as legislatively amended, within the State Teachers' Retirement Law. STRS issues a separate comprehensive annual financial report that includes financial statements and required supplementary information. Copies of the STRS annual financial report may be obtained from the STRS Headquarters, 100 Waterfront Place, West Sacramento, California 95605.

The Plans' provisions and benefits in effect at June 30, 2019, are summarized as follows:

	CalPERS		CalSTRS	
	Prior to January 1, 2013	On or after January 1, 2013	Prior to January 1, 2013	On or after January 1, 2013
Hire date				
Benefit formula	2% @ 55	2% @ 62	2% @ 60	2% @ 62
Benefit vesting schedule	5 years service	5 years service	5 years service	5 years service
Benefit payments	monthly for life	monthly for life	monthly for life	monthly for life
Retirement age	55	62	60	62
Monthly benefits, as a % of eligible compensation	2.0%	2.0%	2.0%	2.0%
Required employee contribution rates	7%	7.0%	10.25%	10.205%
Required employer contribution rates	18.062%	18.062%	16.28%	16.28%

PIERCE JOINT UNIFIED SCHOOL DISTRICT
NOTES TO THE BASIC FINANCIAL STATEMENTS

JUNE 30, 2019

6. EMPLOYEE RETIREMENT SYSTEMS (CONTINUED)

Contributions

CalPERS

Section 20814(c) of the California Public Employees' Retirement Law requires that the employer contribution rates for all public employers be determined on an annual basis by the actuary and shall be effective on the July 1 following notice of a change in the rate. Funding contributions for the Plans are determined annually on an actuarial basis as of June 30 by CalPERS. The actuarially determined rate is the estimated amount necessary to finance the costs of benefits earned by employees during the year, with an additional amount to finance any unfunded accrued liability. The District is required to contribute the difference between the actuarially determined rate and the contribution rate of employees.

STRS

Required member, employer and state contribution rates are set by the California Legislature and Governor and detailed in Teachers' Retirement Law. Contribution rates are expressed as a level percentage of payroll using the entry age normal actuarial cost method.

For the year ended June 30, 2019 the contributions reported as deferred outflows of resources related to pensions recognized as part of pension expense for the Plan were:

	CalPERS	STRS	Total
Contributions - employer	\$ 376,936	\$ 1,066,031	\$ 1,442,967
On behalf contributions - state	140,753	1,014,477	1,155,230
Total	\$ 517,689	\$ 2,080,508	\$ 2,598,197

Pension Liabilities, Pension Expenses and Deferred Outflows/Inflows of Resources Related to Pensions

As of June 30, 2019, the District's reported net pension liabilities for its proportionate share of the net pension liability of the Plans' of:

	Proportionate Share of Net Pension Liability
CalPERS	\$ 4,151,852
STRS	11,113,958
Total Net Pension Liability	\$ 15,265,810

The District's net pension liability for the Plan is measured as the proportionate share of the net pension liability. The net pension liability of the Plan is measured as of June 30, 2018, and the total pension liability for the Plan used to calculate the net pension liability was determined by an actuarial valuation as of June 30, 2017 rolled forward to June 30, 2018 using standard update procedures. The District's proportion of the net pension liability was based on a projection of the District's long-term share of contributions to the pension plan relative to the projected contributions of all participating employers, actuarially determined.

PIERCE JOINT UNIFIED SCHOOL DISTRICT
NOTES TO THE BASIC FINANCIAL STATEMENTS

JUNE 30, 2019

6. EMPLOYEE RETIREMENT SYSTEMS (CONTINUED)

The District's proportionate share of the net pension liability for the Plan as of June 30, 2017 and 2018 was as follows:

	CalPERS	STRS
Proportion - June 30, 2017	0.01485%	0.01186%
Proportion - June 30, 2018	0.01557%	0.01209%
Change - Increase (Decrease)	0.00072%	0.00023%

For the year ended June 30, 2019, the District recognized pension expense of \$1,866,644. At June 30, 2019, the District reported deferred outflows of resources and deferred inflows of resources related to pensions from the following sources:

	CalPERS		STRS		Total	
	Deferred Outflows of Resources	Deferred Inflows of Resources	Deferred Outflows of Resources	Deferred Inflows of Resources	Deferred Outflows of Resources	Deferred Inflows of Resources
Pension contributions subsequent to measurement date	\$ 517,689	\$ -	\$ 2,080,508	\$ -	\$ 2,598,197	\$ -
Difference between proportionate share of aggregate employer contributions and actual contributions for 2017-18	-	82,663	-	412,319	-	494,982
Changes of Assumptions	569,880	42,057	2,931,305	-	3,501,185	42,057
Differences between Expected and Actual Experience	297,977	-	58,512	462,671	356,489	462,671
Change in employer's proportion and differences between the employer's contributions and the employer's proportionate share of contributions	58,421	139,337	-	902,788	58,421	1,042,125
Net differences between projected and actual investment earnings on pension plan investments	275,404	-	-	340,541	275,404	340,541
Total	\$ 1,719,371	\$ 264,057	\$ 5,070,325	\$ 2,118,319	\$ 6,789,696	\$ 2,382,376

The amounts reported as deferred outflows of resources related to contributions subsequent to the measurement date will be recognized as a reduction of the net pension liability in the year ended June 30, 2020. Other amounts reported as deferred outflows/(inflows) of resources related to pensions will be recognized as pension expense as follows:

Year Ended	Total Deferred Outflows/ (Inflows) of Resources		
June 30	CalPERS	STRS	Total
2020	\$ 372,627	\$ (102,548)	\$ 270,079
2021	409,193	22,826	432,019
2022	148,994	113,257	262,251
2023	6,811	238,568	245,379
2024	-	417,827	417,827
Thereafter	-	181,568	181,568
Total	\$ 937,625	\$ 871,498	\$ 1,809,123

PIERCE JOINT UNIFIED SCHOOL DISTRICT
NOTES TO THE BASIC FINANCIAL STATEMENTS

JUNE 30, 2019

6. EMPLOYEE RETIREMENT SYSTEMS (CONTINUED)

Actuarial Assumptions

The total pension liabilities in the June 30, 2017 actuarial valuations were determined using the following actuarial assumptions:

	<u>CalPERS</u>	<u>STRS</u>
Valuation Date	June 30, 2017	June 30, 2017
Measurement Date	June 30, 2018	June 30, 2018
Actuarial Cost Method	Entry-Age Normal Cost	Entry-Age Normal Cost
Actuarial Assumptions		
Discount Rate	7.15%	7.10%
Inflation	2.50%	2.75%
Payroll Growth Rate	2.75%	3.50%
Projected Salary Increase	Varies by Entry Age and Service	Varies by Entry Age and Service
Investment Rate of Return ⁽¹⁾	7.15%	7.10%
Mortality	Derived using CalPERS' Membership Data for all Funds	Derived using STRS' Membership Data for all Funds

⁽¹⁾ Net of pension plan investment expenses, including inflation

The mortality table used was developed based on CalPERS-specific data. The table includes 15 years of mortality improvements using the Society of Actuaries Scale 90% of scale MP 2016. For more details on this table, please refer to the December 2017 experience study report (based on CalPERS demographic data from 1997 to 2015) that can be found on the CalPERS website.

CalSTRS changed the mortality assumptions based on the July 1, 2010, through June 30, 2015, experience study adopted by the board in February 2017. CalSTRS uses a generational mortality assumption, which involves the use of a base mortality table and projection scales to reflect expected annual reductions in mortality rates at each age, resulting in increases in life expectancies each year into the future. The base mortality tables are CalSTRS custom tables derived to best fit the patterns of mortality among our members. The projection scale was set equal to 110% of the ultimate improvement factor from the Mortality Improvement Scale (MP-2016) table, issued by the Society of Actuaries.

PIERCE JOINT UNIFIED SCHOOL DISTRICT
NOTES TO THE BASIC FINANCIAL STATEMENTS

JUNE 30, 2019

6. EMPLOYEE RETIREMENT SYSTEMS (CONTINUED)

Discount Rate

CalPERS

The discount rate used to measure the total pension liability for the Plan was 7.15%. The projection of cash flows used to determine the discount rate assumed that contributions from plan members will be made at the current member contribution rates and that contributions from employers will be made at statutorily required rates, actuarially determined. Based on those assumptions, the Plan’s fiduciary net position was projected to be available to make all projected future benefit payments of current plan members. Therefore, the long-term expected rate of return on plan investments was applied to all periods of projected benefit payments to determine the total pension liability.

The long-term expected rate of return on pension plan investments was determined using a building-block method in which expected future real rates of return (expected returns, net of pension plan investment expense and inflation) are developed for each major asset class.

In determining the long-term expected rate of return, CalPERS took into account both short-term and long-term market return expectations as well as the expected pension fund cash flows. Using historical returns of all of the funds’ asset classes, expected compound (geometric) returns were calculated over the short term (first 10 years) and the long term (11+ years) using a building-block approach. Using the expected nominal returns for both short term and long term, the present value of benefits was calculated for each fund. The expected rate of return was set by calculating the rounded single equivalent expected return that arrived at the same present value of benefits for cash flows as the one calculated using both short-term and long-term returns. The expected rate of return was then set equal to the single equivalent rate calculated above and adjusted to account for assumed administrative expenses.

The table below reflects the long-term expected real rate of return by asset class. The rate of return was calculated using the capital market assumptions applied to determine the discount rate and asset allocation. These rates of return are net of administrative expenses.

Asset Class	CalPERS		
	Assumed	Real Return	Real Return
	Asset	Years 1 - 10^(a)	Years 11+^(b)
Allocation	Years 1 - 10^(a)	Years 11+^(b)	
Global Equity	50.0%	4.80%	5.98%
Fixed Income	28.0%	1.00%	2.62%
Inflation Assets	0.0%	77.00%	1.81%
Private Equity	8.0%	6.30%	7.23%
Real Estate	13.0%	3.75%	4.93%
Liquidity	1.0%	0.00%	-0.92%
	<u>100.0%</u>		

^(a) An expected inflation of 2.00% used for this period

^(b) An expected inflation of 2.92% used for this period

PIERCE JOINT UNIFIED SCHOOL DISTRICT
NOTES TO THE BASIC FINANCIAL STATEMENTS

JUNE 30, 2019

6. EMPLOYEE RETIREMENT SYSTEMS (CONTINUED)

Discount Rate

STRS

The discount rate used to measure the total pension liability was 7.10%. The projection of cash flows used to determine the discount rate assumed that contributions from plan members and employers will be made at statutory contribution rates. Projected inflows from investment earnings were calculated using the long-term assumed investment rate of return (7.10%) and assuming that contributions, benefit payments and administrative expenses occur midyear. Based on those assumptions, the Plan's fiduciary net position was projected to be available to make all projected future benefit payments to current plan members. Therefore, the long-term assumed investment rate of return was applied to all periods of projected benefit payments to determine the total pension liability.

The long-term expected rate of return on pension plan investments was determined using a building-block method in which best estimate ranges of expected future real rates of return (expected returns, net of pension plan investment expense and inflation) are developed for each major asset class. The best estimate ranges were developed using capital market assumptions from CalSTRS general investment consultant (Pension Consulting Alliance–PCA) as inputs to the process. The actuarial investment rate of return assumption was adopted by the board in February 2017 in conjunction with the most recent experience study. For each future valuation, the consulting actuary (Milliman) reviews the return assumptions for reasonableness based on the most current capital market assumptions. Best estimates of 20-year geometrically linked real rates of return and the assumed asset allocation for each major asset class are summarized in the following table.

<u>Asset Class</u>	<u>STRS</u>	
	<u>Assumed Asset Allocation</u>	<u>Long-Term Expected Real Rate of Return ^(a)</u>
Global Equity	47.0%	6.30%
Fixed Income	12.0%	0.30%
Real Estate	13.0%	5.20%
Private Equity	13.0%	9.30%
Risk Mitigating Strategies	9.0%	2.90%
Inflation Sensitive	4.0%	3.80%
Cash/Liquidity	2.0%	-1.00%
Total	<u>100%</u>	

^(a) 20-year average

PIERCE JOINT UNIFIED SCHOOL DISTRICT
NOTES TO THE BASIC FINANCIAL STATEMENTS

JUNE 30, 2019

6. EMPLOYEE RETIREMENT SYSTEMS (CONTINUED)

Sensitivity of the Proportionate Share of the Net Pension Liability to Changes in the Discount Rate

The following presents the District's proportionate share of the net pension liability for each Plan, calculated using the discount rate for each Plan, as well as what the District's proportionate share of the net pension liability would be if it were calculated using a discount rate that is 1-percentage point lower or 1-percentage point higher than the current rate:

	CalPERS		
	Discount Rate - 1% (6.15%)	Current Discount Rate (7.15%)	Discount Rate + 1% (8.15%)
Plan's Net Pension Liability/(Asset)	\$ 5,766,222	\$ 4,151,852	\$ 2,462,299

	STRS		
	Discount Rate - 1% (6.10%)	Current Discount Rate (7.10%)	Discount Rate + 1% (8.10%)
Plan's Net Pension Liability	\$ 15,967,111	\$ 11,113,958	\$ 6,698,732

Pension Plan Fiduciary Net Position

Detailed information about each pension plan's fiduciary net position is available in the separately issued CalPERS and STRS financial reports.

Payable to the Pension Plan

As of June 30, 2019, the District had no outstanding required contributions to the pension plans.

Social Security

As established by Federal law, all public sector employees who are not members of their employer's existing retirement systems (CalSTRS or CalPERS) must be covered by Social Security or an alternative plan. The District has elected to use Social Security as its alternative plan.

PIERCE JOINT UNIFIED SCHOOL DISTRICT

NOTES TO THE BASIC FINANCIAL STATEMENTS

JUNE 30, 2019

7. FUND BALANCES

The District reports fund balances in accordance with Governmental Accounting Standards Board Statement No. 54. All fund balance categories are reported in the aggregate on the face of the balance sheet. All components of those fund balances and specific purposes are identified as follows:

	General Fund	Building Fund	Bond Interest and Redemption Fund	Non-Major Funds	Total
Nonspendable:					
Prepaid Expenses	\$ 38,514	\$ -	\$ -	\$ -	\$ 38,514
Revolving Cash	20,000	-	-	-	20,000
Total Nonspendable	<u>58,514</u>	<u>-</u>	<u>-</u>	<u>-</u>	<u>58,514</u>
Restricted:					
Classified: School Employee Professional					
Development Block Grant	12,653	-	-	-	12,653
Ongoing & Major Maintenance Account	246,645	-	-	-	246,645
Low-Performing Students Block Grant	72,544	-	-	-	72,544
Child Nutrition: School Programs	-	-	-	145,541	145,541
Lottery: Instructional Materials	242,416	-	-	-	242,416
Other Restricted Local	57,220	-	-	516,909	574,129
Bond fund balance	-	4,805,031	-	-	4,805,031
Bond repayments	-	-	2,176,341	-	2,176,341
Total Restricted	<u>631,478</u>	<u>4,805,031</u>	<u>2,176,341</u>	<u>662,450</u>	<u>8,275,300</u>
Assigned:					
Bus Replacement Fund	1,093	-	-	-	1,093
Facilities Reserve	-	-	-	24,703	24,703
Total Assigned	<u>1,093</u>	<u>-</u>	<u>-</u>	<u>24,703</u>	<u>25,796</u>
Unassigned:					
Reserve for Economic Uncertainties	7,479,557	-	-	-	7,479,557
Total Unassigned	<u>7,479,557</u>	<u>-</u>	<u>-</u>	<u>-</u>	<u>7,479,557</u>
Total Fund Balances	<u>\$ 8,170,642</u>	<u>\$ 4,805,031</u>	<u>\$ 2,176,341</u>	<u>\$ 687,153</u>	<u>\$ 15,839,167</u>

PIERCE JOINT UNIFIED SCHOOL DISTRICT
NOTES TO THE BASIC FINANCIAL STATEMENTS

JUNE 30, 2019

8. JOINT VENTURES

The District is a member of three joint powers authorities (JPAs). The District pays an annual premium to the entities for their coverage. The relationship between the District, the pools, and the JPAs is such that the JPAs are not component units of the District for financial reporting purposes.

These entities have budgeting and financial reporting requirements independent of member units and their financial statements are not presented in these financial statements; however, fund transactions between the entities and the District are included in these statements. Audited financial statements are available from the respective entities.

The District is a member of the following joint powers authorities (JPAs):

	Tri-Counties SIG June 30, 2018*	NVSIG June 30, 2019	SELF June 30, 2018*
Total Assets	\$ 22,491,791	\$ 3,371,324	\$ 118,692,006
Deferred Outflows of Resources	442,979	-	497,939
Total Liabilities	9,787,237	1,639,652	101,064,545
Deferred Inflows of Resources	57,158	-	28,087
Net Position	<u>13,090,375</u>	<u>1,731,672</u>	<u>18,097,313</u>
Revenues	\$ 44,233,391	\$ 15,010,503	\$ 15,139,473
Expenditures	40,665,485	14,848,552	19,471,187
Change in Net Position	<u>\$ 3,567,906</u>	<u>\$ 161,951</u>	<u>\$ (4,331,714)</u>

* Latest available audited financial reports.

9. COMMITMENTS AND CONTINGENCIES

The District has received state and federal funds for specific purposes that are subject to review and audit by the grantor agencies. If the review or audit discloses exceptions, the District may incur a liability to grantor agencies.

10. SUBSEQUENT EVENTS

The District's management evaluated its June 30, 2019 financial statements for subsequent events through November 4, 2019, the date the financial statements were available to be issued. Management is not aware of any subsequent events that would require recognition or disclosure in the financial statements.

REQUIRED SUPPLEMENTARY INFORMATION

PIERCE JOINT UNIFIED SCHOOL DISTRICT

**SCHEDULE OF REVENUES, EXPENDITURES AND
CHANGES IN FUND BALANCE – BUDGET (NON-GAAP) AND ACTUAL**

GENERAL FUND

FOR THE FISCAL YEAR ENDED JUNE 30, 2019

	Budget		Actual	Variance with Final Budget Favorable (Unfavorable)
	Original	Final		
REVENUES				
LCFF sources	\$ 14,790,529	\$ 15,274,566	\$ 14,994,213	\$ (280,353)
Federal revenue	375,830	412,765	412,765	-
Other state revenues	1,024,332	2,293,462	2,292,340	(1,122)
Other local revenues	265,203	1,268,087	475,079	(793,008)
Total revenues	16,455,894	19,248,880	18,174,397	(1,074,483)
EXPENDITURES				
Certificated salaries	6,628,965	6,918,582	6,694,699	223,883
Classified salaries	1,947,608	2,058,041	2,003,755	54,286
Employee benefits	3,410,061	4,326,460	4,110,953	215,507
Books and supplies	1,207,083	2,247,004	963,836	1,283,168
Services and other operating expenditures	1,971,416	2,368,128	1,512,104	856,024
Capital outlay	307,718	1,864,941	702,263	1,162,678
Other outgo	881,756	1,018,429	973,416	45,013
Total expenditures	16,354,607	20,801,585	16,961,026	3,840,559
Excess (deficiency) of revenues over expenditures	101,287	(1,552,705)	1,213,371	2,766,076
OTHER FINANCING SOURCES (USES)				
Operating transfers in	-	7,998	7,998	-
Operating transfers out	(28,448)	(28,448)	(29,592)	(1,144)
Total other financing sources (uses)	(28,448)	(20,450)	(21,594)	(1,144)
Net change in fund balances	72,839	(1,573,155)	1,191,777	2,764,932
Fund balances, July 1, 2018	6,978,865	6,978,865	6,978,865	-
Fund balances, June 30, 2019	\$ 7,051,704	\$ 5,405,710	\$ 8,170,642	\$ 2,764,932

PIERCE JOINT UNIFIED SCHOOL DISTRICT

SCHEDULE OF PROPORTIONATE SHARE OF THE NET PENSION LIABILITY

FOR THE FISCAL YEAR ENDED JUNE 30, 2019

CalPERS	June 30, 2014 ⁽¹⁾	June 30, 2015 ⁽¹⁾	June 30, 2016 ⁽¹⁾	June 30, 2017 ⁽¹⁾	June 30, 2018 ⁽¹⁾
Proportion of the net pension liability (asset)	0.01459%	0.01492%	0.01547%	0.01485%	0.01557%
Proportionate share of the net pension liability (asset)	\$ 1,656,641	\$ 2,199,655	\$ 3,055,149	\$ 3,545,955	\$ 4,151,852
Covered payroll ⁽²⁾	\$ 1,489,066	\$ 1,641,513	\$ 1,583,093	\$ 1,693,754	\$ 1,766,067
Proportionate Share of the net pension liability (asset) as percentage of covered payroll	111.25%	134.00%	192.99%	209.35%	235.09%
Plan fiduciary net position as a percentage of the total pension liability (asset)	83.38%	79.43%	73.90%	71.87%	70.85%
Proportionate share of aggregate employer contributions ⁽³⁾	\$ 175,278	\$ 194,470	\$ 219,860	\$ 263,057	\$ 318,987
STRS	June 30, 2014 ⁽¹⁾	June 30, 2015 ⁽¹⁾	June 30, 2016 ⁽¹⁾	June 30, 2017 ⁽¹⁾	June 30, 2018 ⁽¹⁾
Proportion of the net pension liability (asset)	0.01119%	0.01142%	0.01176%	0.01186%	0.01209%
Proportionate share of the net pension liability (asset)	\$ 6,536,592	\$ 7,690,109	\$ 9,511,447	\$ 10,967,879	\$ 11,113,958
Covered payroll ⁽²⁾	\$ 4,628,682	\$ 4,387,642	\$ 4,998,879	\$ 5,479,737	\$ 5,705,584
Proportionate Share of the net pension liability (asset) as percentage of covered payroll	141.22%	175.27%	190.27%	200.15%	194.79%
Plan fiduciary net position as a percentage of the total pension liability (asset)	76.52%	74.02%	70.04%	69.46%	70.99%
Proportionate share of aggregate employer contributions ⁽³⁾	\$ 411,027	\$ 470,794	\$ 628,859	\$ 790,726	\$ 928,869

⁽¹⁾ Historical information is required only for measurement periods for which GASB 68 is applicable.

⁽²⁾ Covered payroll is the payroll on which contributions to a pension plan are based.

⁽³⁾ The Plan's proportionate share of aggregate contributions may not match the actual contributions made by the employer during the measurement period. The Plan's proportionate share of aggregate contributions is based on the Plan's proportion of fiduciary net position as well as any additional side fund (or unfunded liability) contributions made by the employer during the measurement period.

PIERCE JOINT UNIFIED SCHOOL DISTRICT
SCHEDULE OF PENSION CONTRIBUTIONS
FOR THE FISCAL YEAR ENDED JUNE 30, 2019

CalPERS	Fiscal Year 2014-15 ⁽¹⁾	Fiscal Year 2015-16 ⁽¹⁾	Fiscal Year 2016-17 ⁽¹⁾	Fiscal Year 2017-18 ⁽¹⁾	Fiscal Year 2018-19 ⁽¹⁾
Contractually required contribution ⁽²⁾	\$ 175,278	\$ 194,470	\$ 219,860	\$ 263,057	\$ 318,987
Contributions in relation to the contractually required contribution ⁽²⁾	(192,649)	(220,106)	(262,927)	(321,583)	(376,936)
Contribution deficiency (excess)	<u>\$ (17,371)</u>	<u>\$ (25,636)</u>	<u>\$ (43,067)</u>	<u>\$ (58,526)</u>	<u>\$ (57,949)</u>
Covered payroll ⁽³⁾	\$ 1,489,066	\$ 1,641,513	\$ 1,583,093	\$ 1,693,754	\$ 1,766,067
Contributions as a percentage of covered payroll ⁽³⁾	11.771%	11.847%	13.888%	15.531%	18.062%
STRS	Fiscal Year 2014-15 ⁽¹⁾	Fiscal Year 2015-16 ⁽¹⁾	Fiscal Year 2016-17 ⁽¹⁾	Fiscal Year 2017-18 ⁽¹⁾	Fiscal Year 2018-19 ⁽¹⁾
Contractually required contribution ⁽²⁾	\$ 411,027	\$ 470,794	\$ 628,859	\$ 790,726	\$ 928,869
Contributions in relation to the contractually required contribution ⁽²⁾	(493,039)	(635,416)	(794,756)	(939,083)	(1,066,031)
Contribution deficiency (excess)	<u>\$ (82,012)</u>	<u>\$ (164,622)</u>	<u>\$ (165,897)</u>	<u>\$ (148,357)</u>	<u>\$ (137,162)</u>
Covered payroll ⁽³⁾	\$ 4,628,682	\$ 4,387,642	\$ 4,998,879	\$ 5,479,737	\$ 5,705,584
Contributions as a percentage of covered payroll ⁽³⁾	8.880%	10.730%	12.580%	14.430%	16.280%

(1) Historical information is required only for measurement periods for which GASB 68 is applicable.

(2) Employers are assumed to make contributions equal to the contractually required contributions. However, some employers may choose to make additional contributions towards their side fund or their unfunded liability. Employer contributions for such plans exceed the contractually required contributions. CalPERS has determined that employer obligations referred to as "side funds" do not conform to the circumstances described in paragraph 120 of GASB 68, therefore are not considered separately financed specific liabilities.

(3) Covered payroll is the payroll on which contributions to a pension plan are based.

PIERCE JOINT UNIFIED SCHOOL DISTRICT
NOTES TO REQUIRED SUPPLEMENTARY INFORMATION
FOR THE FISCAL YEAR ENDED JUNE 30, 2019

1. PURPOSE OF SCHEDULES

- A - Schedule of Revenues, Expenditures and Changes in Fund Balance-Budget (Non-GAAP) and Actual - General Fund

The District employs budget control by object codes and by individual appropriation accounts. Budgets are prepared on the modified accrual basis of accounting in accordance with accounting principles generally accepted in the United States of America as prescribed by the Governmental Accounting Standards Board. The budgets are revised during the year by the Board of Trustees to provide for revised priorities. Expenditures cannot legally exceed appropriations by major object code. The originally adopted and final revised budgets for the General Fund are presented as Required Supplementary Information. The basis of budgeting is the same as GAAP.

- B - Schedule of Proportionate Share of the Net Pension Liability

This schedule presents information on the District's proportionate share of the net pension liability (NPL), the Plans' fiduciary net position and, when applicable, the State's proportionate share of the NPL associated with the District. In the future, as data becomes available, ten years of information will be presented.

Changes in Assumptions

In 2018, demographic assumptions and inflation rate were changed in accordance to the CalPERS Experience Study and Review of Actuarial Assumptions December 2017. There were no changes in the discount rate. There were no changes in the assumptions used in the calculation of the STRS collective net pension liability.

Changes in Benefit Terms

There were no changes in benefit terms since the previous valuations for both CalPERS and CalSTRS.

Fiscal year 2015 was the first year of implementation, therefore only five years are shown.

PIERCE JOINT UNIFIED SCHOOL DISTRICT
NOTES TO REQUIRED SUPPLEMENTARY INFORMATION
FOR THE FISCAL YEAR ENDED JUNE 30, 2019

C - Schedule of Pension Contributions

If an employer's contributions to the plan are actuarially determined or based on statutory or contractual requirements, the employer's actuarially determined contribution to the pension plan (or, if applicable, its statutorily or contractually required contribution), the employer's actual contributions, the difference between the actual and actuarially determined contributions (or statutorily or contractually required), and a ratio of the actual contributions divided by covered-employee payroll. In the future, as data becomes available, ten years of information will be presented.

Fiscal year 2015 was the first year of implementation, therefore only five years are shown.

	<u>CalPERS</u>	<u>STRS</u>
Valuation Date	June 30, 2017	June 30, 2017
Measurement Date	June 30, 2018	June 30, 2018
Actuarial Cost Method	Entry-Age Normal Cost	Entry-Age Normal Cost
Actuarial Assumptions		
Discount Rate	7.15%	7.10%
Inflation	2.50%	2.75%
Payroll Growth Rate	2.75%	3.50%
Projected Salary Increase	Varies by Entry Age and Service	Varies by Entry Age and Service
Investment Rate of Return ⁽¹⁾	7.15%	7.10%
Mortality	Derived using CalPERS' Membership Data for all Funds	Derived using STRS' Membership Data for all Funds

⁽¹⁾ Net of pension plan investment expenses, including inflation

SUPPLEMENTARY INFORMATION

PIERCE JOINT UNIFIED SCHOOL DISTRICT

COMBINING BALANCE SHEET

NON-MAJOR GOVERNMENTAL FUNDS

JUNE 30, 2019

	Cafeteria Fund	Capital Facilities Fund	Special Reserve Fund for Capital Outlay Projects	Total
ASSETS				
Cash and cash equivalents	\$ 62,623	\$ 514,225	\$ 24,571	\$ 601,419
Accounts receivable	89,098	2,734	132	91,964
Total Assets	<u>\$ 151,721</u>	<u>\$ 516,959</u>	<u>\$ 24,703</u>	<u>\$ 693,383</u>
LIABILITIES AND FUND BALANCES				
Liabilities				
Accounts payable	\$ 6,180	\$ -	\$ -	\$ 6,180
Due to other funds	-	50	-	50
Total Liabilities	<u>6,180</u>	<u>50</u>	<u>-</u>	<u>6,230</u>
Fund balances				
Restricted	145,541	516,909	-	662,450
Assigned	-	-	24,703	24,703
Total Fund Balances	<u>145,541</u>	<u>516,909</u>	<u>24,703</u>	<u>687,153</u>
Total liabilities and fund balances	<u>\$ 151,721</u>	<u>\$ 516,959</u>	<u>\$ 24,703</u>	<u>\$ 693,383</u>

PIERCE JOINT UNIFIED SCHOOL DISTRICT

**COMBINING STATEMENT OF REVENUES, EXPENDITURES
AND CHANGES IN FUND BALANCES**

NON-MAJOR GOVERNMENTAL FUNDS

JUNE 30, 2019

	Cafeteria Fund	Capital Facilities Fund	Special Reserve Fund for Capital Outlay Projects	Total
REVENUES				
Federal revenue	\$ 618,444	\$ -	\$ -	\$ 618,444
Other state revenues	65,548	-	-	65,548
Other local revenues	92,222	173,930	979	267,131
Total revenues	<u>776,214</u>	<u>173,930</u>	<u>979</u>	<u>951,123</u>
EXPENDITURES				
Classified salaries	312,454	-	-	312,454
Employee benefits	146,375	-	-	146,375
Books and supplies	267,808	-	-	267,808
Services and other operating expenditures	19,235	13,690	15,600	48,525
Capital outlay	-	35,333	47,193	82,526
Total expenditures	<u>745,872</u>	<u>49,023</u>	<u>62,793</u>	<u>857,688</u>
Excess (deficiency) of revenues over expenditures	30,342	124,907	(61,814)	93,435
OTHER FINANCING SOURCES (USES)				
Operating transfers in	29,592	-	-	29,592
Total other financing sources (uses)	<u>29,592</u>	<u>-</u>	<u>-</u>	<u>29,592</u>
Net change in fund balances	59,934	124,907	(61,814)	123,027
Fund balances, July 1, 2018	<u>85,607</u>	<u>392,002</u>	<u>86,517</u>	<u>564,126</u>
Fund balances, June 30, 2019	<u>\$ 145,541</u>	<u>\$ 516,909</u>	<u>\$ 24,703</u>	<u>\$ 687,153</u>

PIERCE JOINT UNIFIED SCHOOL DISTRICT
COMBINING STATEMENT OF CHANGES IN ASSETS AND LIABILITIES
AGENCY FUNDS
FOR THE FISCAL YEAR ENDED JUNE 30, 2019

	Balance June 30, 2018	Additions	Deductions	Balance June 30, 2019
Student Body Funds				
Assets:				
Cash on hand and in banks				
Pierce High	\$ 107,371	\$ 241,973	\$ 260,133	\$ 89,211
Cash in County Treasury				
Arbuckle Elementary	8,000	10,568	10,811	7,757
Grand Island Elementary	770	23	30	763
Lloyd G Johnson Junior High	22,589	18,677	21,649	19,617
Total Assets	<u>\$ 138,730</u>	<u>\$ 271,241</u>	<u>\$ 292,623</u>	<u>\$ 117,348</u>
Liabilities:				
Due to student groups	\$ 138,730	\$ 271,241	\$ 292,623	\$ 117,348
Total Liabilities	<u>\$ 138,730</u>	<u>\$ 271,241</u>	<u>\$ 292,623</u>	<u>\$ 117,348</u>

PIERCE JOINT UNIFIED SCHOOL DISTRICT

ORGANIZATION

JUNE 30, 2019

The Pierce Joint Unified School District (the District) is located in Arbuckle, California. The District was organized as a unified school district of the State of California and provides public education for grades kindergarten through twelve within Colusa County. There were no changes to the District boundaries in the current year. The District currently operates two elementary schools, one junior high school, one high school, and a continuation high school.

GOVERNING BOARD

<u>Name</u>	<u>Office</u>	<u>Term Expires December</u>
Nadine High	President	2020
George Green	Vice-President	2020
Amy Charter	Clerk	2022
Barbara Bair	Member	2020
Abel Gomez	Member	2022

ADMINISTRATION

Carol Geyer
Superintendent

Daena Meras
Chief Business Official

PIERCE JOINT UNIFIED SCHOOL DISTRICT
SCHEDULE OF AVERAGE DAILY ATTENDANCE
FOR THE FISCAL YEAR ENDED JUNE 30, 2019

	Second Period Report	Annual Report
Elementary		
TK through Third	419.20	420.31
Fourth through Sixth	330.47	329.49
Seventh through Eighth	247.78	248.77
Total Elementary	997.45	998.57
Secondary		
Regular classes	408.07	407.87
Continuation education	7.56	7.21
Total Secondary	415.63	415.08
Total	1,413.08	1,413.65
County Supplement		
County Community Schools	2.44	2.20
Special Education - NPS/LCI	2.12	1.98
Special Education - Extended Year	-	0.80
Total County Supplement	4.56	4.98

PIERCE JOINT UNIFIED SCHOOL DISTRICT
SCHEDULE OF INSTRUCTIONAL TIME
FOR THE FISCAL YEAR ENDED JUNE 30, 2019

<u>Grade Level</u>	<u>Standard Minutes Requirement</u>	<u>2018-19 Actual Minutes</u>	<u>Instructional Days</u>	<u>Status</u>
Kindergarten	36,000	52,600	178*	In compliance
Grade 1	50,400	52,795	178*	In compliance
Grade 2	50,400	53,990	178*	In compliance
Grade 3	50,400	53,990	178*	In compliance
Grade 4	54,000	55,595	178*	In compliance
Grade 5	54,000	55,595	178*	In compliance
Grade 6	54,000	58,065	178*	In compliance
Grade 7	54,000	62,529	178*	In compliance
Grade 8	54,000	62,529	178*	In compliance
Grade 9	64,800	64,993	178*	In compliance
Grade 10	64,800	64,993	178*	In compliance
Grade 11	64,800	64,993	178*	In compliance
Grade 12	64,800	64,993	178*	In compliance

* The District received an approval for school closure due to poor air quality for one day and one day due to flood.

PIERCE JOINT UNIFIED SCHOOL DISTRICT

SCHEDULE OF CHARTER SCHOOLS

FOR FISCAL YEAR ENDED JUNE 30, 2019

<u>Charter School ID Number</u>	<u>Charter Schools Chartered by the District</u>	<u>Included in the District Financial Statements, or Separate Report</u>
-------------------------------------	--	--

There are currently no charter schools within the District.

PIERCE JOINT UNIFIED SCHOOL DISTRICT
RECONCILIATION OF ANNUAL FINANCIAL AND BUDGET REPORT
WITH AUDITED FINANCIAL STATEMENTS
FOR THE FISCAL YEAR ENDED JUNE 30, 2019

There were no adjustments made to any funds of the District.

PIERCE JOINT UNIFIED SCHOOL DISTRICT
SCHEDULE OF EXPENDITURES OF FEDERAL AWARDS
FOR THE FISCAL YEAR ENDED JUNE 30, 2019

Federal Catalog Number	Federal Grantor/Pass-Through Grantor/Program or Cluster Title	Pass- Through Entity Identifying Number	Federal Expenditures
<u>U.S. Department of Education</u>			
<i>Passed through California Department of Education</i>			
84.365	ESEA (ESSA): Title III, English Learner Student Program	14346	\$ 51,701
84.010	ESEA (ESSA): Title I, Part A, Basic Grants Low-Income and Neglected	14329	287,761
84.367	ESEA (ESSA): Title II, Part A, Supporting Effective Instruction Local Grants	14341	43,960
84.048	Carl D. Perkins Career and Technical Education: Secondary,	14894	10,354
84.424	ESEA (ESSA) Title IV, Part A, Student Support and Academic Enrichment Grants	15396	18,989
Total U.S. Department of Education			<u>412,765</u>
<u>U.S. Department of Agriculture</u>			
<i>Passed through California Department of Education</i>			
10.555	Child Nutrition: School Programs (NSL Sec 4)	13391	* 618,444
Total Federal Programs			<u>\$ 1,031,209</u>

* Tested as a major program

PIERCE JOINT UNIFIED SCHOOL DISTRICT
SCHEDULE OF FINANCIAL TRENDS AND ANALYSIS
FOR THE FISCAL YEAR ENDED JUNE 30, 2019

	Adopted Budget 2019/2020	Actuals 2018/2019	Actuals 2017/2018	Actuals 2016/2017
<u>General Fund and Special Reserve Fund for Other Than Capital Outlay</u>				
Revenues and Other Financial Sources	\$ 17,585,413	\$ 18,174,397	\$ 16,128,665	\$ 16,603,041
Expenditures	17,444,312	16,961,026	16,267,945	15,792,655
Other Uses and Transfers Out	28,448	-	775,040	-
Total Outgo	17,472,760	16,961,026	17,042,985	15,792,655
Change in Fund Balance	112,653	1,213,371	(914,320)	810,386
Ending Fund Balance	\$ 8,304,889	\$ 8,192,236	\$ 6,978,865	\$ 7,893,185
Available Reserves	\$ 7,645,723	\$ 6,467,006	\$ 6,467,006	\$ 7,377,048
Designated for Economic Uncertainties	\$ 7,645,723	\$ 6,467,006	\$ 6,467,006	\$ 7,377,048
Undesignated Fund Balance	\$ -	\$ -	\$ -	\$ -
Available Reserves as a Percentage of Total Outgo	43.8%	38.1%	37.9%	46.7%
Total Long-Term Debt	\$ 33,135,419	\$ 33,965,362	\$ 34,339,123	\$ 24,514,003
Average Daily Attendance at P-2	1,391	1,413	1,414	1,423

The general fund and special reserve fund for other than capital outlay fund balance has increased by \$1,109,437 over the past three years. The fiscal year 2019-20 budget projects an increase of \$112,653. For a District this size, the State of California recommends available reserves of at least 3 percent of total general fund expenditures, transfers out, and other uses (total outgo). The District met this requirement.

The District has incurred an operating surplus in two of the past three fiscal years.

Total long-term liabilities have increased by \$9,451,359 over the past two years due to an increase in the net pension liability and issuance of general obligation bonds.

Average Daily Attendance (ADA) has decreased by 10 over the past two years and attendance is budgeted to decrease for the fiscal year 2019-20.

PIERCE JOINT UNIFIED SCHOOL DISTRICT
NOTES TO SUPPLEMENTARY INFORMATION
FOR THE FISCAL YEAR ENDED JUNE 30, 2019

1. Schedule of Average Daily Attendance

Average daily attendance is a measurement of the number of pupils attending classes in the District. The purpose of attendance accounting from a fiscal standpoint is to provide the basis on which apportionments of state funds are made to school districts. This schedule provides information regarding the attendance of students at various grade levels and in different programs.

2. Schedule of Instructional Time

The District has received incentive funding for increasing instructional time as provided by the Incentives for Longer Instructional Day. The District neither met nor exceeded its target funding. This schedule presents information on the amount of instructional time offered by the District and whether the District complied with the provisions of Education Code Sections 46201 through 46206. Districts must maintain their instructional minutes in accordance with the State's standard requirement as required by Education Code Section 46201(b).

3. Schedule of Charter Schools

This schedule provides information for the California Department of Education to monitor financial reporting by Charter Schools.

4. Reconciliation of Annual Financial and Budget Report with Audited Financial Statements

This schedule provides information necessary to reconcile the Annual Financial and Budget Report with the audited financial statements.


5. Schedule of Expenditures of Federal Awards

The accompanying schedule of expenditures of federal awards includes federal grant activity of the County Office and is presented under the modified accrual basis of accounting. The August 2019 Edition of the Title 2 U.S. Code of Federal Regulations Part 200, Uniform Administrative Requirements, Cost Principles, and Audit Requirements of Federal Awards (Uniform Guidance) requires a disclosure of the financial activities of all federally funded programs. This schedule was prepared to comply with the Uniform Guidance and state requirements. Therefore, some amounts presented in this schedule may differ from amounts used in the preparation of the general purpose financial statements. The District did not elect to use the 10% de minimis cost rate.

6. Schedule of Financial Trends and Analysis

This schedule discloses the District's financial trends by displaying past years' data along with current year budget information. These financial trend disclosures are used to evaluate the District's ability to continue as a going concern for a reasonable period of time.

OTHER INDEPENDENT AUDITOR'S REPORTS



James Marta & Company LLP
Certified Public Accountants

Accounting, Auditing, Consulting and Tax

**INDEPENDENT AUDITOR'S REPORT ON COMPLIANCE
WITH STATE LAWS AND REGULATIONS**

Board of Trustees
Pierce Joint Unified School District
Arbuckle, California

We have audited the compliance of Pierce Joint Unified School District (the “District”) with the types of compliance requirements described in the State of California’s 2018-19 Guide for Annual Audits of K-12 Local Education Agencies and State Compliance Reporting (the “Audit Guide”) to the state laws and regulations listed below for the year ended June 30, 2019.

Management’s Responsibility

Compliance with the requirements of state laws and regulations is the responsibility of District’s management.

Auditor’s Responsibility

Our responsibility is to express an opinion on the District’s compliance based on our audit.

We conducted our audit of compliance in accordance with auditing standards generally accepted in the United States of America; the standards applicable to financial audits contained in *Government Auditing Standards*, issued by the Comptroller General of the United States; and the 2018-19 Guide for Annual Audits of K-12 Local Education Agencies and State Compliance Reporting. Those standards require that we plan and perform the audit to obtain reasonable assurance about whether noncompliance with the state laws and regulations listed below occurred. An audit includes examining, on a test basis, evidence about the District’s compliance with those requirements and performing such other procedures as we considered necessary in the circumstances. We believe that our audit provides a reasonable basis for our opinion. Our audit does not provide a legal determination of the District’s compliance with those requirements.

Local Education Agencies Other Than Charter Schools

Description	Procedures Performed
Attendance	Yes
Teacher Certification and Misassignments	Yes
Kindergarten Continuance	No, see below
Independent Study	No, see below
Continuation Education	No, see below
Instructional Time for School Districts	Yes
Instructional Materials	
General Requirements	Yes
Ratio of Administrative Employees to Teachers	Yes
Classroom Teacher Salaries	Yes
Early Retirement Incentive Program	No, see below
Gann Limit Calculation	Yes
School Accountability Report Card	Yes
Juvenile Court Schools	No, see below
Middle or Early College High Schools	No, see below
K-3 Grade Span Adjustment	Yes
Transportation Maintenance of Effort	Yes
Apprenticeship: Related and Supplemental Instruction	No, see below
Comprehensive School Safety Plan	Yes
District of Choice	No, see below

School Districts, County Offices of Education and Charter Schools

Description	Procedures Performed
California Clean Energy Jobs Act	Yes
After/Before Schools Education and Safety Program	
General requirements	Yes
After School	Yes
Before School	No, see below
Proper Expenditure of Education Protection Account Funds	Yes
Unduplicated Local Control Funding Formula Pupil Counts	Yes
Local Control and Accountability Plan	Yes
Independent Study-Course Based	No, see below

Charter Schools

Description	Procedures Performed
Attendance	No, see below
Mode of Instruction	No, see below
Nonclassroom-Based Instruction/Independent Study	No, see below
Determination of Funding for Nonclassroom-Based Instruction	No, see below
Annual Instructional Minutes - Classroom Based	No, see below
Charter School Facility Grant Program	No, see below

We did not perform any procedures related to Kindergarten Continuance as no kindergarten students repeated kindergarten in the current year.

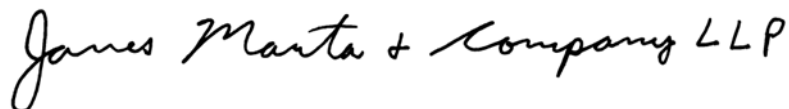
We did not perform any procedures related to Independent Study and Continuation Education because these programs were below the materiality threshold for testing.

We did not perform any procedures related to Early Retirement Incentive Program, Juvenile Court Schools, Middle and Early College High Schools, Apprenticeship: Related and Supplemental Instruction, District of Choice, Independent Study-Course Based and Before School requirements for the After/Before School Education and Safety because the District did not participate in these programs.


We did not perform any procedures related to Contemporaneous Records of Attendance, Mode of Instruction for Charter Schools, Nonclassroom-Based Instruction/Independent Study for Charter Schools, Determination of Funding for Nonclassroom-Based Instruction for Charter Schools, Annual Instructional Minutes - Classroom-Based for Charter Schools, and Charter School Facility Grant Program because the District did not have any charter schools.

Opinion on Compliance with State Laws and Regulations

In our opinion, Pierce Joint Unified School District complied, in all material respects, with the state laws and regulations referred to above for the year ended June 30, 2019.

A handwritten signature in cursive script that reads "James Marta & Company LLP".

James Marta & Company LLP
Certified Public Accountants
Sacramento, California
November 4, 2019



James Marta & Company LLP
Certified Public Accountants

Accounting, Auditing, Consulting and Tax

**REPORT ON INTERNAL CONTROL OVER FINANCIAL REPORTING AND ON
COMPLIANCE AND OTHER MATTERS BASED ON AN AUDIT OF
FINANCIAL STATEMENTS PERFORMED IN ACCORDANCE
WITH GOVERNMENT AUDITING STANDARDS**

INDEPENDENT AUDITOR'S REPORT

Board of Trustees
Pierce Joint Unified School District
Arbuckle, California

We have audited, in accordance with auditing standards generally accepted in the United States of America and the standards applicable to financial audits contained in Government Auditing Standards issued by the Comptroller General of the United States, the financial statements of the governmental activities, each major fund, and the aggregate remaining fund information of Pierce Joint Unified School District (the "District"), as of and for the year ended June 30, 2019, and the related notes to the financial statements, which collectively comprise the District's basic financial statements, and have issued our report thereon dated November 4, 2019.

Internal Control Over Financial Reporting

In planning and performing our audit of the financial statements, we considered District's internal control over financial reporting (internal control) to determine the audit procedures that are appropriate in the circumstances for the purpose of expressing our opinions on the financial statements, but not for the purpose of expressing an opinion on the effectiveness of District's internal control. Accordingly, we do not express an opinion on the effectiveness of the District's internal control.

A *deficiency* in internal control exists when the design or operation of a control does not allow management or employees, in the normal course of performing their assigned functions, to prevent, or detect and correct, misstatements on a timely basis. A *material weakness* is a deficiency, or a combination of deficiencies, in internal control, such that there is a reasonable possibility that a material misstatement of the entity's financial statements will not be prevented, or detected and corrected on a timely basis. A *significant deficiency* is a deficiency, or a combination of deficiencies, in internal control that is less severe than a material weakness, yet important enough to merit attention by those charged with governance.

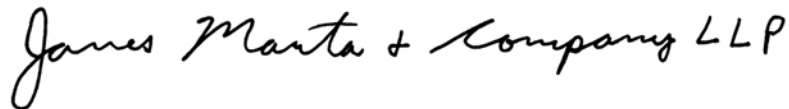
Our consideration of internal control was for the limited purpose described in the first paragraph of this section and was not designed to identify all deficiencies in internal control that might be material weaknesses or significant deficiencies. Given these limitations, during our audit we did not identify any deficiencies in internal control that we consider to be material weaknesses. However, material weaknesses may exist that have not been identified.

Compliance and Other Matters


As part of obtaining reasonable assurance about whether District's financial statements are free from material misstatement, we performed tests of its compliance with certain provisions of laws, regulations, contracts, and grant agreements, noncompliance with which could have a direct and material effect on the determination of financial statement amounts. However, providing an opinion on compliance with those provisions was not an objective of our audit, and accordingly, we do not express such an opinion. The results of our tests disclosed no instances of noncompliance or other matters that are required to be reported under *Government Auditing Standards*.

Purpose of this Report

The purpose of this report is solely to describe the scope of our testing of internal control and compliance and the results of that testing, and not to provide an opinion on the effectiveness of the district's internal control or on compliance. This report is an integral part of an audit performed in accordance with *Government Auditing Standards* in considering the district's internal control and compliance. Accordingly, this communication is not suitable for any other purpose.

A handwritten signature in black ink that reads "James Marta & Company LLP". The signature is written in a cursive, flowing style.

James Marta & Company LLP
Certified Public Accountants
Sacramento, California
November 4, 2019



James Marta & Company LLP
Certified Public Accountants

Accounting, Auditing, Consulting and Tax

**REPORT ON COMPLIANCE FOR EACH MAJOR FEDERAL PROGRAM
AND REPORT ON INTERNAL CONTROL OVER COMPLIANCE
REQUIRED BY THE UNIFORM GUIDANCE**

INDEPENDENT AUDITOR'S REPORT

Board of Trustees
Pierce Joint Unified School District
Arbuckle, California

Compliance

We have audited Pierce Joint Unified School District's (the "District") compliance with the types of compliance requirements described in the August 2019 Edition of the *OMB Compliance Supplement* that could have a direct and material effect on each of District's major federal programs for the year ended June 30, 2019. The District's major federal programs are identified in the summary of auditor's results section of the accompanying schedule of findings and questioned costs.

Management's Responsibility

Management is responsible for compliance with federal statutes, regulations, and the terms and conditions of its federal awards applicable to its federal programs.

Auditor's Responsibility

Our responsibility is to express an opinion on compliance for each of the District's major federal programs based on our audit of the types of compliance requirements referred to above. We conducted our audit of compliance in accordance with auditing standards generally accepted in the United States of America; the standards applicable to financial audits contained in *Government Auditing Standards*, issued by the Comptroller General of the United States; and the audit requirements of the August 2019 Edition of the Title 2 U.S. Code of Federal Regulations Part 200, Uniform Administrative Requirements, Cost Principles, and Audit Requirements of Federal Awards (Uniform Guidance), *Audits of States, Local Governments, and Non-Profit Organizations*. Those standards and the Uniform Guidance require that we plan and perform the audit to obtain reasonable assurance about whether noncompliance with the types of compliance requirements referred to above that could have a direct and material effect on a major federal program occurred. An audit includes examining, on a test basis, evidence about the District's compliance with those requirements and performing such other procedures as we considered necessary in the circumstances.

We believe that our audit provides a reasonable basis for our opinion on compliance for each major federal program. However, our audit does not provide a legal determination of the District's compliance.

Opinion on Each Major Federal Program

In our opinion, the District complied, in all material respects, with the types of compliance requirements referred to above that could have a direct and material effect on each of its major federal programs for the year ended June 30, 2019.

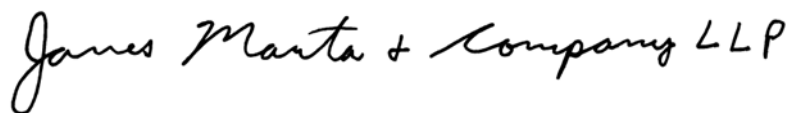
Internal Control Over Compliance

Management of the District is responsible for establishing and maintaining effective internal control over compliance with the types of compliance requirements referred to above. In planning and performing our audit of compliance, we considered the District's internal control over compliance with the types of requirements that could have a direct and material effect on each major federal program to determine the auditing procedures that are appropriate in the circumstances for the purpose of expressing an opinion on compliance for each major federal program and to test and report on internal control over compliance in accordance with Uniform Guidance, but not for the purpose of expressing an opinion on the effectiveness of internal control over compliance. Accordingly, we do not express an opinion on the effectiveness of the District's internal control over compliance.

A *deficiency in internal control over compliance* exists when the design or operation of a control over compliance does not allow management or employees, in the normal course of performing their assigned functions, to prevent, or detect and correct, noncompliance with a type of compliance requirement of a federal program on a timely basis. A *material weakness in internal control over compliance* is a deficiency, or combination of deficiencies, in internal control over compliance, such that there is a reasonable possibility that material noncompliance with a type of compliance requirement of a federal program will not be prevented, or detected and corrected, on a timely basis. A *significant deficiency in internal control over compliance* is a deficiency, or a combination of deficiencies, in internal control over compliance with a type of compliance requirement of a federal program that is less severe than a material weakness in internal control over compliance, yet important enough to merit attention by those charged with governance.

Our consideration of internal control over compliance was for the limited purpose described in the first paragraph of this section and was not designed to identify all deficiencies in internal control over compliance that might be material weaknesses or significant deficiencies. We did not identify any deficiencies in internal control over compliance that we consider to be material weaknesses. However, material weaknesses may exist that have not been identified.

The purpose of this report on internal control over compliance is solely to describe the scope of our testing of internal control over compliance and the results of that testing based on the requirements of Uniform Guidance. Accordingly, this report is not suitable for any other purpose.

A handwritten signature in black ink that reads "James Marta & Company LLP". The signature is written in a cursive, flowing style.

James Marta & Company LLP
Certified Public Accountants
Sacramento, California
November 4, 2019

FINDINGS AND RECOMMENDATION

PIERCE JOINT UNIFIED SCHOOL DISTRICT
SCHEDULE OF FINDINGS AND QUESTIONED COSTS
FOR THE FISCAL YEAR ENDED JUNE 30, 2019

Section I – Summary of Audit Results

Financial Statements

Type of auditor’s report issued: Unmodified

Internal control over financial reporting:

Material weakness(es) identified?	_____	Yes	_____ <u>X</u> _____	No
Significant deficiency(ies) identified?	_____	Yes	_____ <u>X</u> _____	None reported

Noncompliance material to financial statements noted? _____ Yes X No

Federal Awards

Internal control over major programs:

Material weakness(es) identified?	_____	Yes	_____ <u>X</u> _____	No
Significant deficiency(ies) identified?	_____	Yes	_____ <u>X</u> _____	None reported

Type of auditor’s report issued on compliance for major programs: Unmodified

Any audit findings disclosed that are required to be reported in accordance with Uniform Guidance Section 200.516(a)? _____ Yes X No

Identification of major programs:

_____ CFDA Number(s) _____	_____ Name of Federal Program or Cluster _____
10.555	Child Nutrition Cluster

Dollar threshold used to distinguish between Type A and Type B programs: \$750,000

Auditee qualified as low-risk auditee? _____ X Yes _____ No

State Awards

Internal control over state programs:

Material weakness(es) identified?	_____	Yes	_____ <u>X</u> _____	No
Significant deficiency(ies) identified?	_____	Yes	_____ <u>X</u> _____	None reported

Type of auditor’s report issued on compliance for state programs: Unmodified

PIERCE JOINT UNIFIED SCHOOL DISTRICT
SCHEDULE OF FINDINGS AND QUESTIONED COSTS
FOR THE FISCAL YEAR ENDED JUNE 30, 2019

Section II – Financial Statement Findings

No matters were reported.

PIERCE JOINT UNIFIED SCHOOL DISTRICT
SCHEDULE OF FINDINGS AND QUESTIONED COSTS
FOR THE FISCAL YEAR ENDED JUNE 30, 2019

Section III – Federal Award Findings and Questioned Costs

No matters were reported.

PIERCE JOINT UNIFIED SCHOOL DISTRICT
SCHEDULE OF FINDINGS AND QUESTIONED COSTS
FOR THE FISCAL YEAR ENDED JUNE 30, 2019

Section IV – State Award Findings and Questioned Costs

No matters were reported.

PIERCE JOINT UNIFIED SCHOOL DISTRICT
STATUS OF PRIOR YEAR RECOMMENDATIONS
FOR THE FISCAL YEAR ENDED JUNE 30, 2019

No matters were reported.